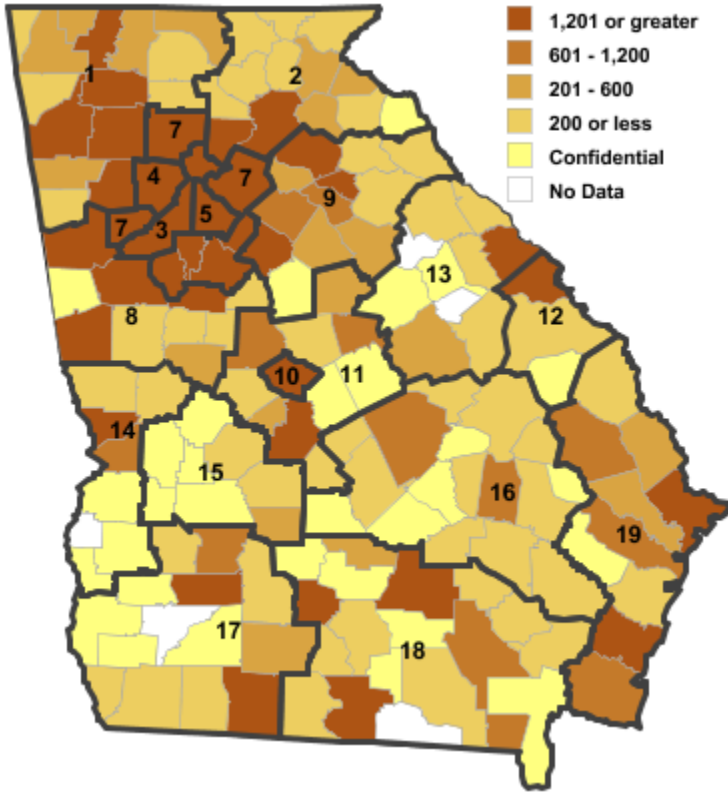


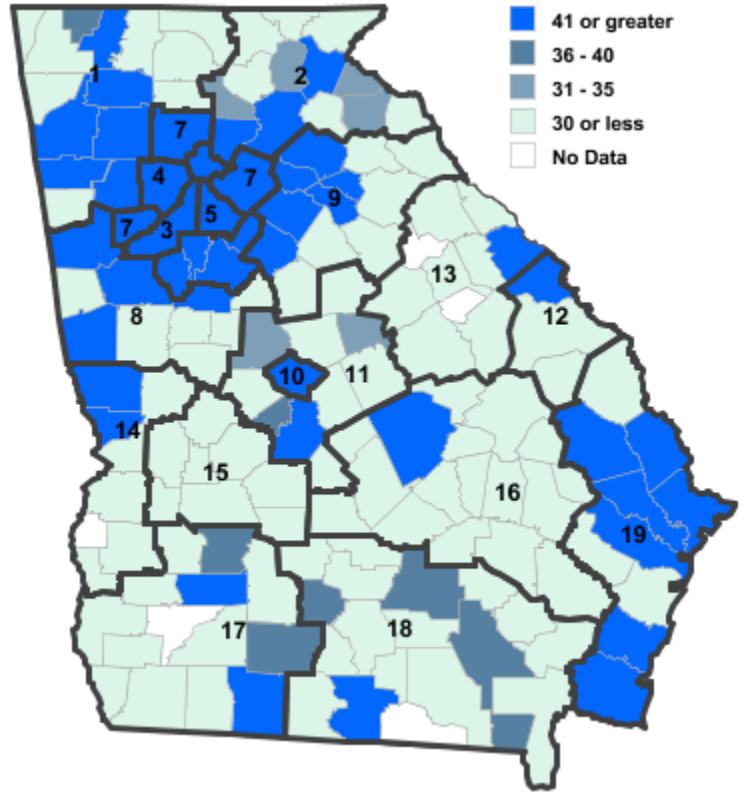
Annual Industry Averages from QCEW 2019

NAICS 56 : Administrative and Support and Waste Management

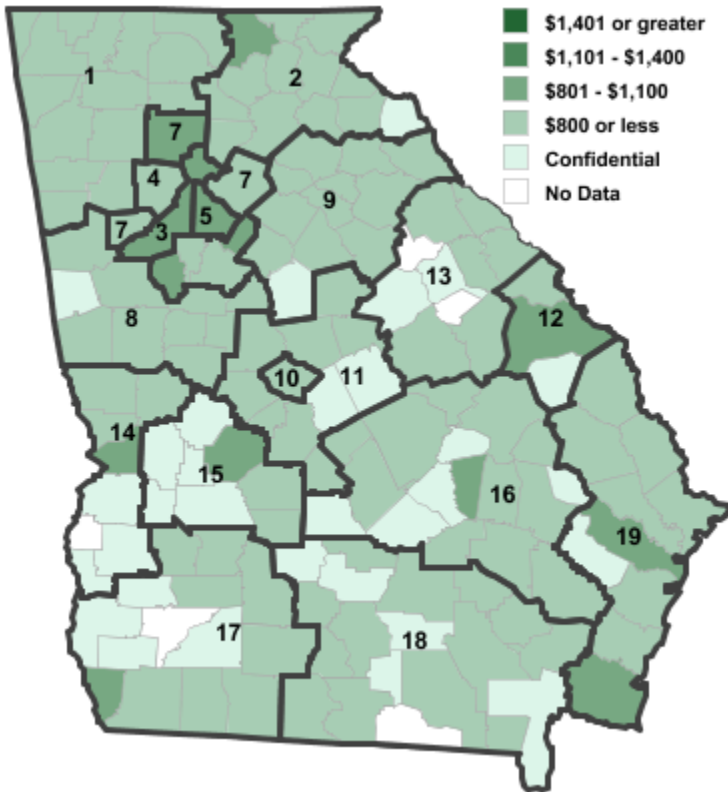
Employment



Establishments



Weekly Wages



Area

Establish- Employ- Weekly
ments ment Wages

Local Workforce Development Areas

1	Northwest Georgia	839	11,657	\$581
2	Georgia Mountains	987	15,097	\$685
3	City of Atlanta	2,920	84,101	\$1,082
4	Cobb County	1,518	35,910	\$770
5	DeKalb County	974	19,360	\$853
6	Fulton County	2,920	84,101	\$1,082
7	Atlanta Regional	3,186	60,294	\$707
8	West Central Georgia	515	13,780	\$554
9	Northeast Georgia	788	11,238	\$574
10	Macon-Bibb	221	5,163	\$558
11	Middle Georgia	336	6,111	\$599
12	Central Savannah River	286	9,188	\$559
13	East Central Georgia	252	2,972	\$544
14	Lower Chattahoochee	362	6,678	\$559
15	Middle Flint	67	1,068	\$487
16	Heart of Georgia-Altamaha	191	3,547	\$551
17	Southwest Georgia	368	7,979	\$547
18	Southern Georgia	371	6,544	\$567
19	Coastal Georgia	996	18,216	\$674

Counties with largest values

121	Fulton	2,922	84,293	\$1,081
289	Twiggs	2	14	\$1,904

Note: *** Confidential - Industry group does not meet criteria for disclosure