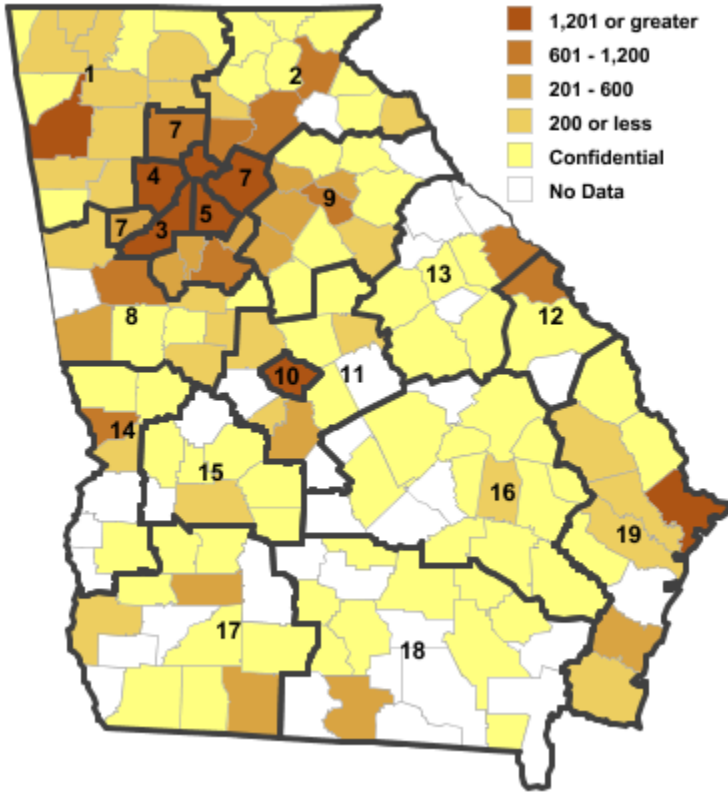


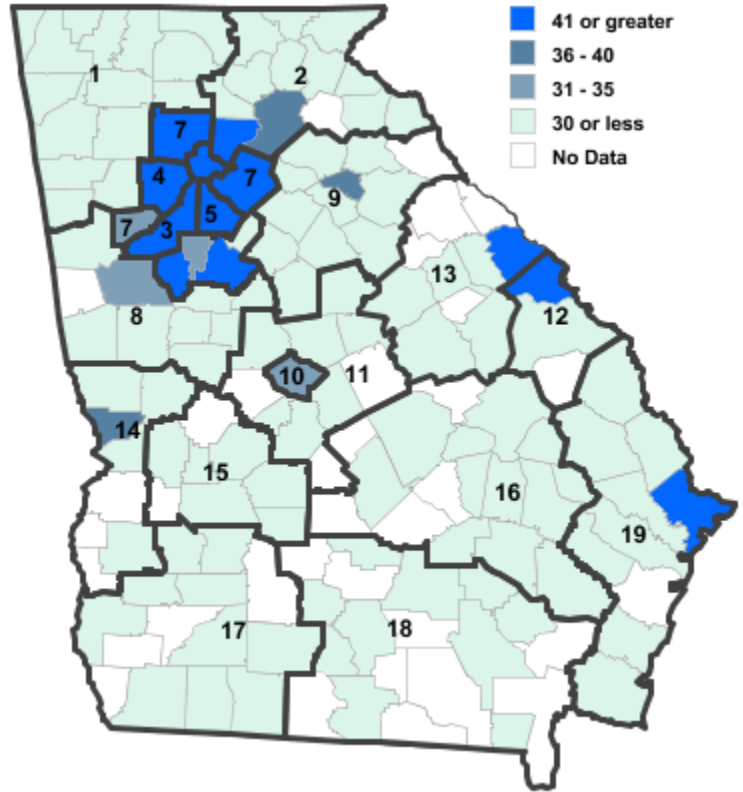
Annual Industry Averages from QCEW 2019

NAICS 61 : Educational Services

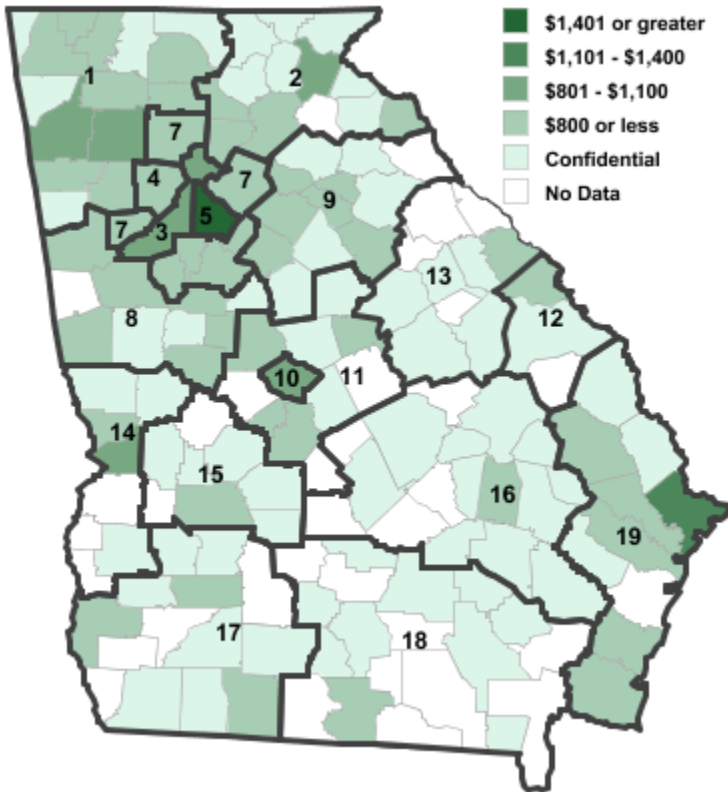
Employment



Establishments



Weekly Wages



Area

Establish- Employ- Weekly
ments ment Wages

Local Workforce Development Areas

1	Northwest Georgia	103	2,192	\$822
2	Georgia Mountains	174	4,721	\$573
3	City of Atlanta	708	18,598	\$1,058
4	Cobb County	356	4,346	\$734
5	DeKalb County	313	19,351	\$1,797
6	Fulton County	708	18,598	\$1,058
7	Atlanta Regional	609	7,512	\$642
8	West Central Georgia	80	1,659	\$590
9	Northeast Georgia	135	2,631	\$503
10	Macon-Bibb	35	2,301	\$953
11	Middle Georgia	43	625	\$510
12	Central Savannah River	46	822	\$670
13	East Central Georgia	50	798	\$501
14	Lower Chattahoochee	49	1,114	\$627
15	Middle Flint	11	242	\$556
16	Heart of Georgia-Altamaha	30	1,010	\$366
17	Southwest Georgia	48	1,159	\$601
18	Southern Georgia	44	607	\$518
19	Coastal Georgia	133	4,291	\$1,037

Counties with largest values

89	DeKalb	313	19,351	\$1,797
121	Fulton	708	18,598	\$1,058

Note: *** Confidential - Industry group does not meet criteria for disclosure