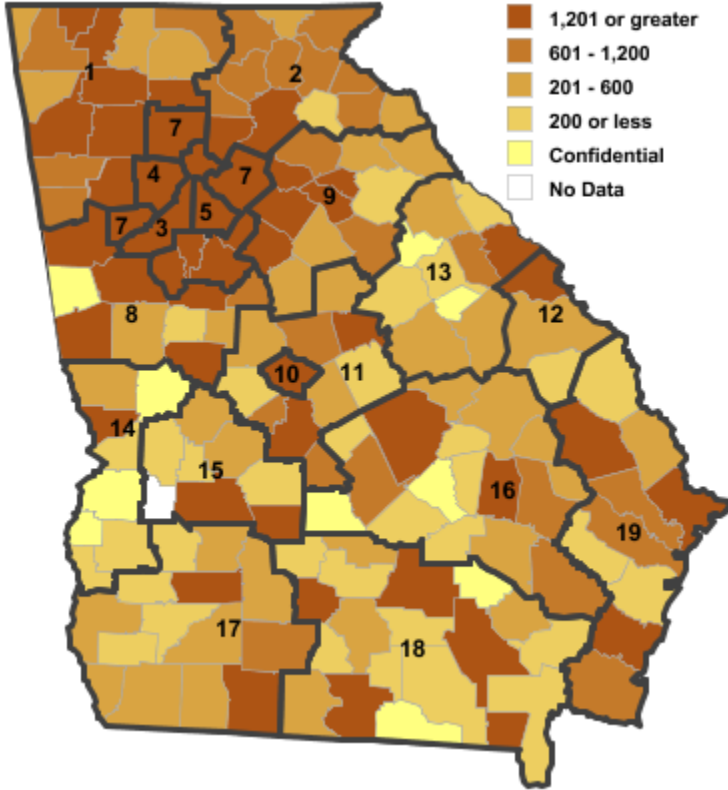
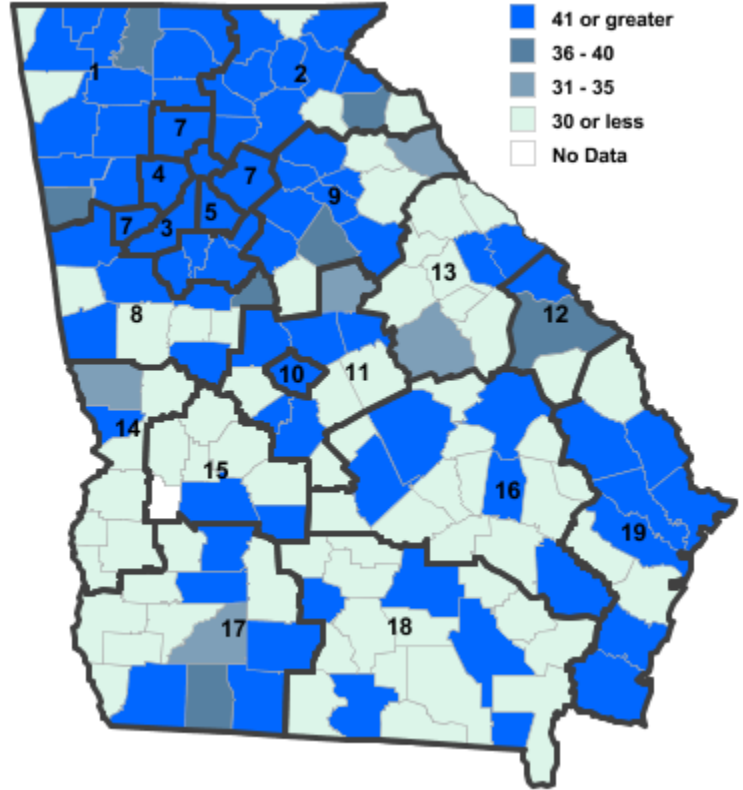


Annual Industry Averages from QCEW 2019 NAICS 62 : Health Care and Social Assistance

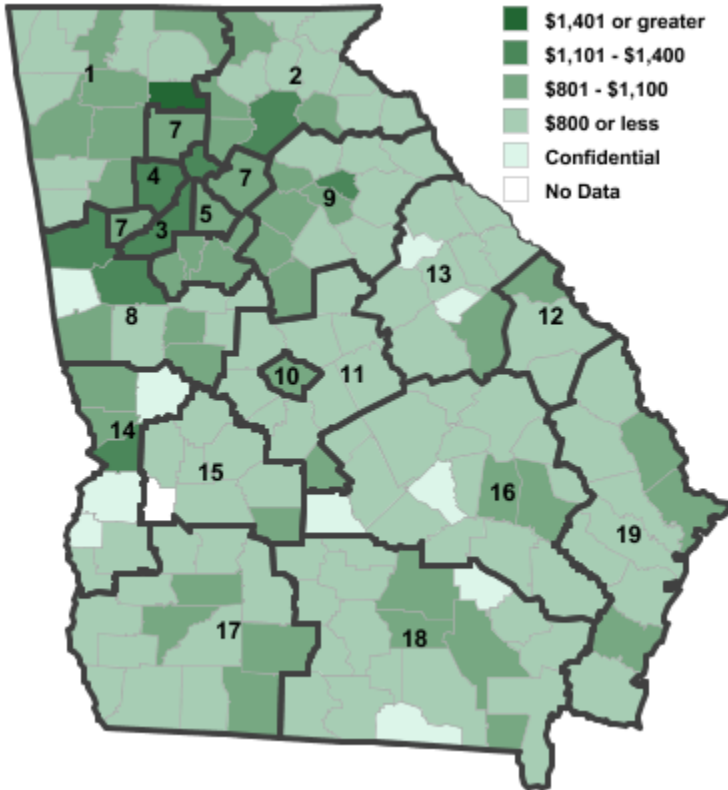
Employment



Establishments



Weekly Wages



Area

Establish- Employ- Weekly ments ment Wages

Local Workforce Development Areas

1	Northwest Georgia	1,475	30,895	\$953
2	Georgia Mountains	1,627	30,219	\$1,029
3	City of Atlanta	4,256	95,254	\$1,250
4	Cobb County	2,156	38,599	\$1,146
5	DeKalb County	2,047	43,725	\$1,040
6	Fulton County	4,256	95,254	\$1,250
7	Atlanta Regional	4,831	73,256	\$944
8	West Central Georgia	949	22,100	\$1,019
9	Northeast Georgia	1,256	21,629	\$975
10	Macon-Bibb	594	16,308	\$1,044
11	Middle Georgia	718	10,767	\$702
12	Central Savannah River	690	19,743	\$1,037
13	East Central Georgia	473	6,480	\$724
14	Lower Chattahoochee	753	13,376	\$922
15	Middle Flint	172	3,863	\$718
16	Heart of Georgia-Altamaha	584	9,605	\$771
17	Southwest Georgia	791	16,802	\$950
18	Southern Georgia	878	13,811	\$785
19	Coastal Georgia	1,701	32,481	\$965

Counties with largest values

121	Fulton	4,256	95,254	\$1,250
227	Pickens	74	1,286	\$1,620

Note: *** Confidential - Industry group does not meet criteria for disclosure