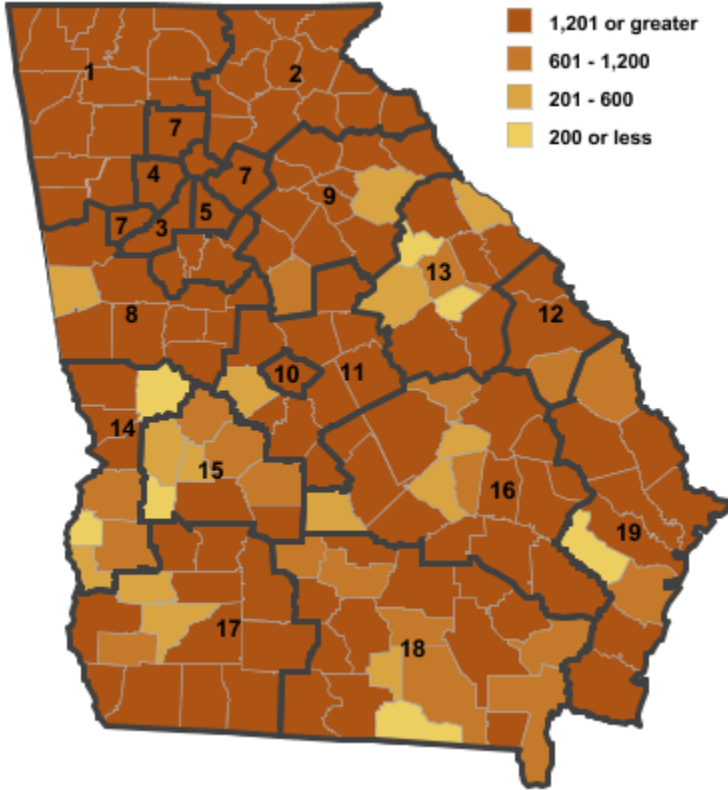
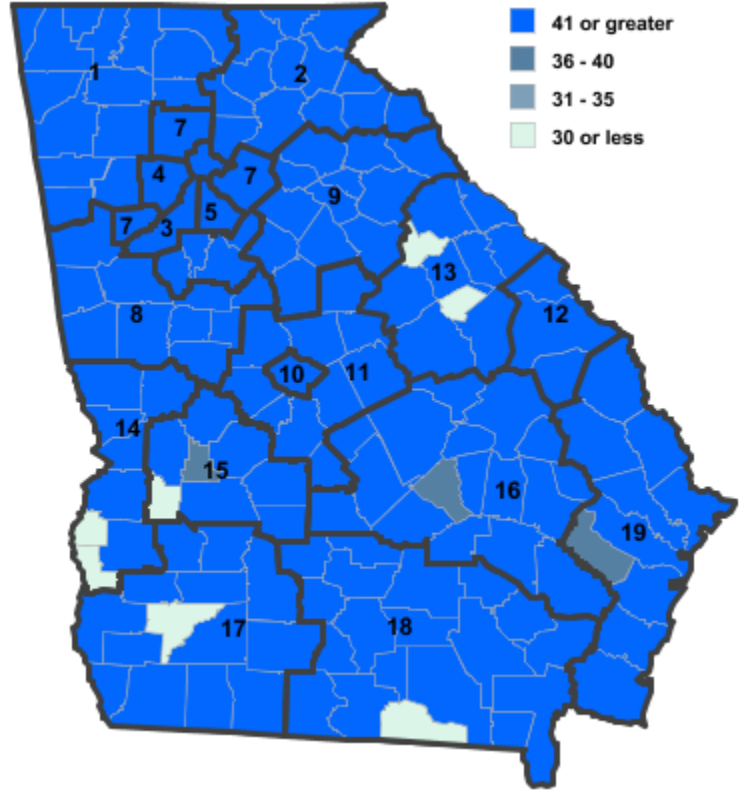


Annual Industry Averages from QCEW 2019 NAICS Super Sector - Service-Providing Domain

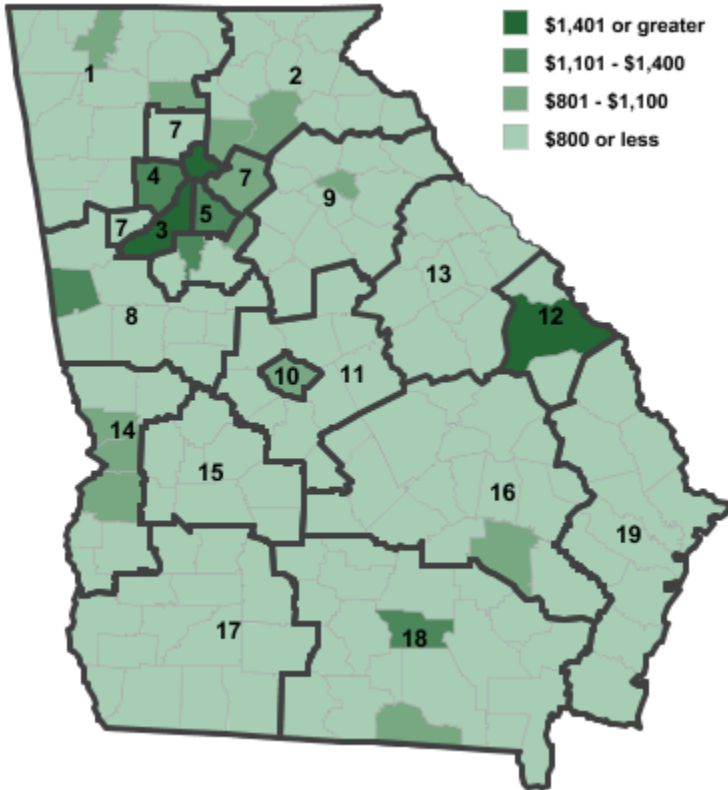
Employment



Establishments



Weekly Wages



Area

Establish- Employ- Weekly
ments ment Wages

Local Workforce Development Areas

1	Northwest Georgia	11,568	152,330	\$725
2	Georgia Mountains	12,684	157,101	\$846
3	City of Atlanta	39,154	752,180	\$1,538
4	Cobb County	18,560	290,630	\$1,148
5	DeKalb County	15,282	233,720	\$1,132
6	Fulton County	39,154	752,180	\$1,538
7	Atlanta Regional	38,773	553,497	\$955
8	West Central Georgia	7,261	104,184	\$729
9	Northeast Georgia	9,435	127,735	\$743
10	Macon-Bibb	3,652	64,667	\$835
11	Middle Georgia	4,641	60,364	\$643
12	Central Savannah River	4,144	75,140	\$831
13	East Central Georgia	3,210	36,474	\$652
14	Lower Chattahoochee	4,472	72,477	\$833
15	Middle Flint	1,357	15,774	\$634
16	Heart of Georgia-Altamaha	3,963	46,077	\$653
17	Southwest Georgia	5,920	74,769	\$716
18	Southern Georgia	6,495	82,280	\$635
19	Coastal Georgia	13,298	191,090	\$743

Counties with largest values

121	Fulton	39,156	752,890	\$1,537
-----	--------	---------------	----------------	----------------

Note: *** Confidential - Industry group does not meet criteria for disclosure