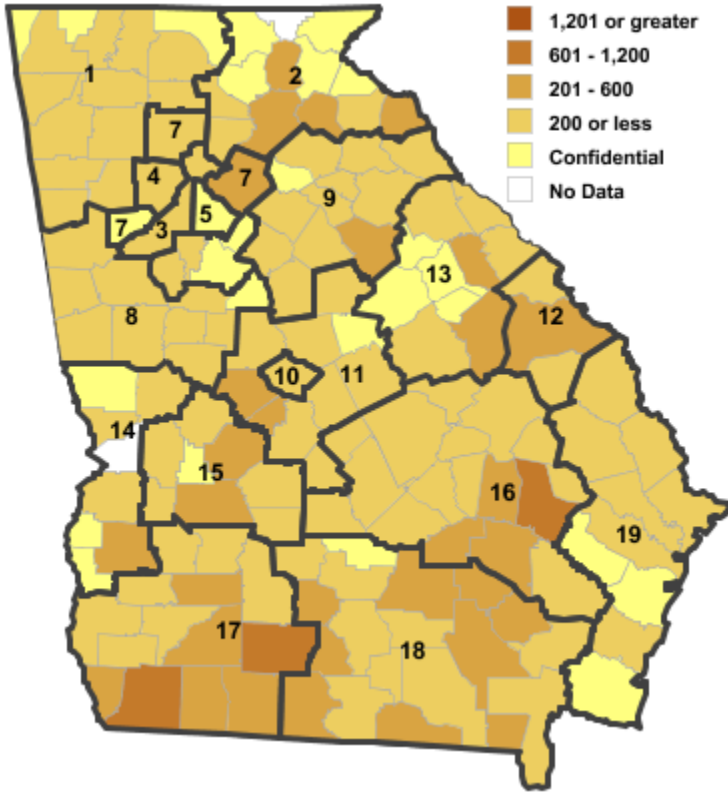


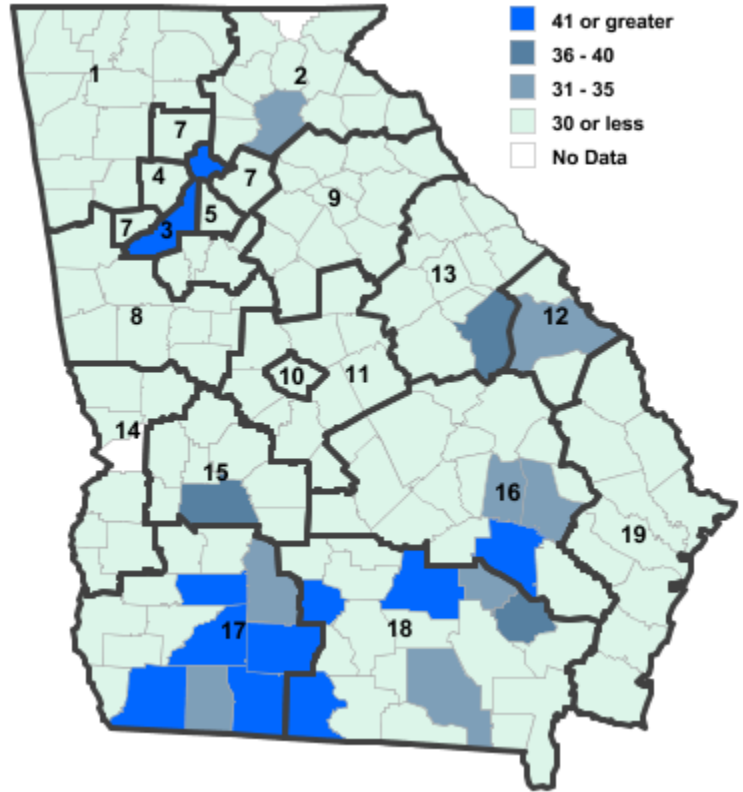
# Annual Industry Averages from QCEW 2020

## NAICS 11 : Agriculture, Forestry, Fishing, and Hunting

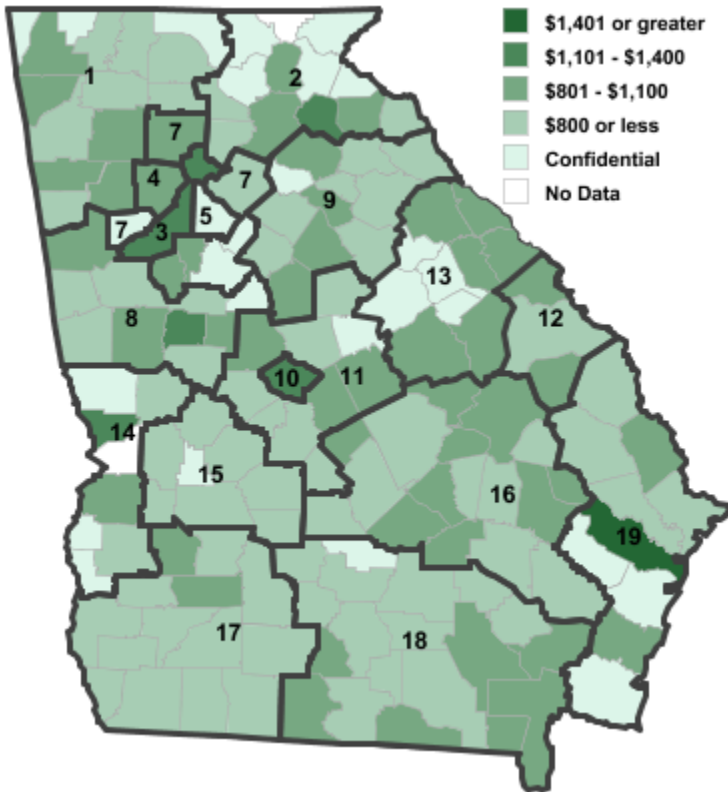
Employment



Establishments



Weekly Wages



Area

Establish- Employ- Weekly  
ments ment Wages

**Local Workforce Development Areas**

1	Northwest Georgia	134	1,038	\$712
2	Georgia Mountains	151	2,093	\$917
3	City of Atlanta	50	150	\$1,195
4	Cobb County	20	77	\$811
5	DeKalb County	7	***	***
6	Fulton County	50	150	\$1,195
7	Atlanta Regional	77	680	\$800
8	West Central Georgia	100	549	\$768
9	Northeast Georgia	174	1,649	\$793
10	Macon-Bibb	9	82	\$1,391
11	Middle Georgia	118	1,509	\$707
12	Central Savannah River	50	269	\$797
13	East Central Georgia	100	939	\$862
14	Lower Chattahoochee	76	698	\$776
15	Middle Flint	133	1,337	\$760
16	Heart of Georgia-Altamaha	282	2,824	\$794
17	Southwest Georgia	511	4,935	\$700
18	Southern Georgia	440	4,349	\$751
19	Coastal Georgia	103	581	\$817

**Counties with largest values**

71	Colquitt	76	1,085	\$634
89	DeKalb	7	95	\$2,077

Note: \*\*\* Confidential - Industry group does not meet criteria for disclosure