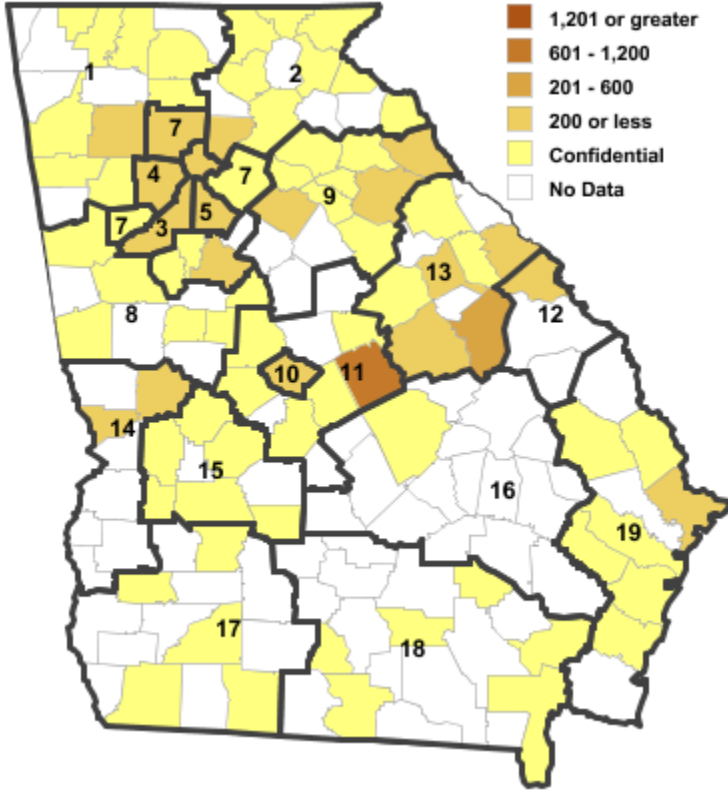


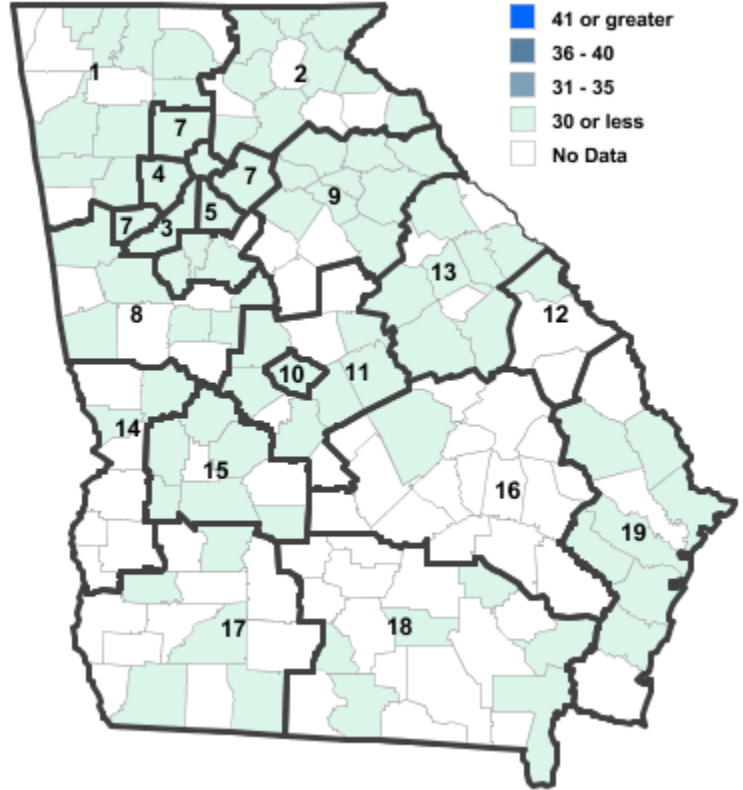
# Annual Industry Averages from QCEW 2020

## NAICS 21 : Mining

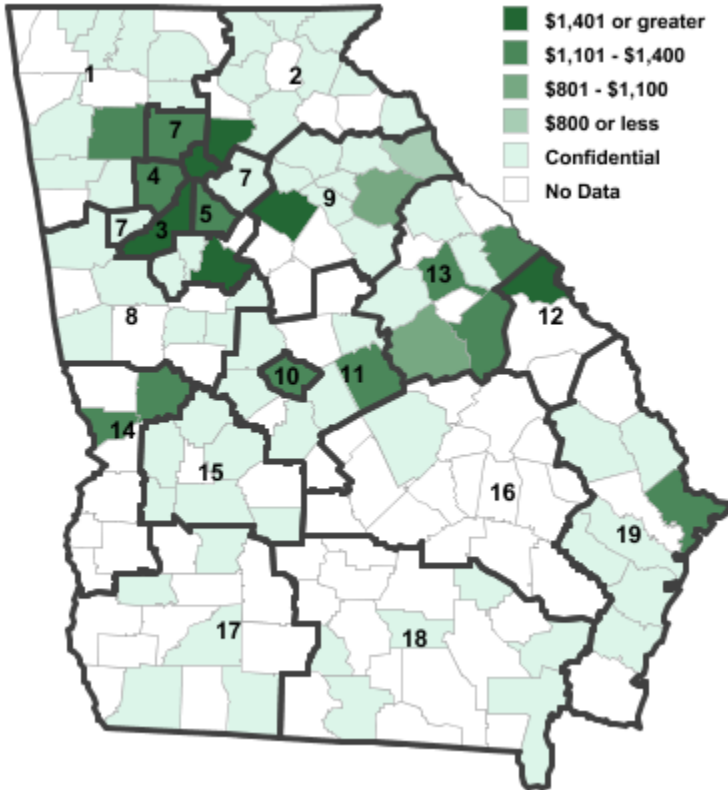
### Employment



### Establishments



### Weekly Wages



### Area

### Establish- Employ- Weekly ments           ment   Wages

#### Local Workforce Development Areas

1	Northwest Georgia	25	494	\$1,274
2	Georgia Mountains	18	200	\$1,309
3	City of Atlanta	12	192	<b>\$2,895</b>
4	Cobb County	6	62	\$1,206
5	DeKalb County	4	115	\$1,129
6	Fulton County	12	192	\$2,895
7	Atlanta Regional	27	450	\$1,399
8	West Central Georgia	8	***	***
9	Northeast Georgia	<b>36</b>	298	\$1,086
10	Macon-Bibb	3	170	\$1,361
11	Middle Georgia	16	<b>1,120</b>	\$1,414
12	Central Savannah River	3	82	\$1,435
13	East Central Georgia	25	704	\$1,267
14	Lower Chattahoochee	7	180	\$1,247
15	Middle Flint	8	270	\$1,094
16	Heart of Georgia-Altamaha	1	***	***
17	Southwest Georgia	6	355	\$1,294
18	Southern Georgia	7	244	\$1,126
19	Coastal Georgia	12	85	\$1,124

#### Counties with largest values

105	Elbert	<b>13</b>	119	\$776
147	Hart	1	1	<b>\$7,151</b>
319	Wilkinson	10	<b>892</b>	\$1,376

Note: \*\*\* Confidential - Industry group does not meet criteria for disclosure