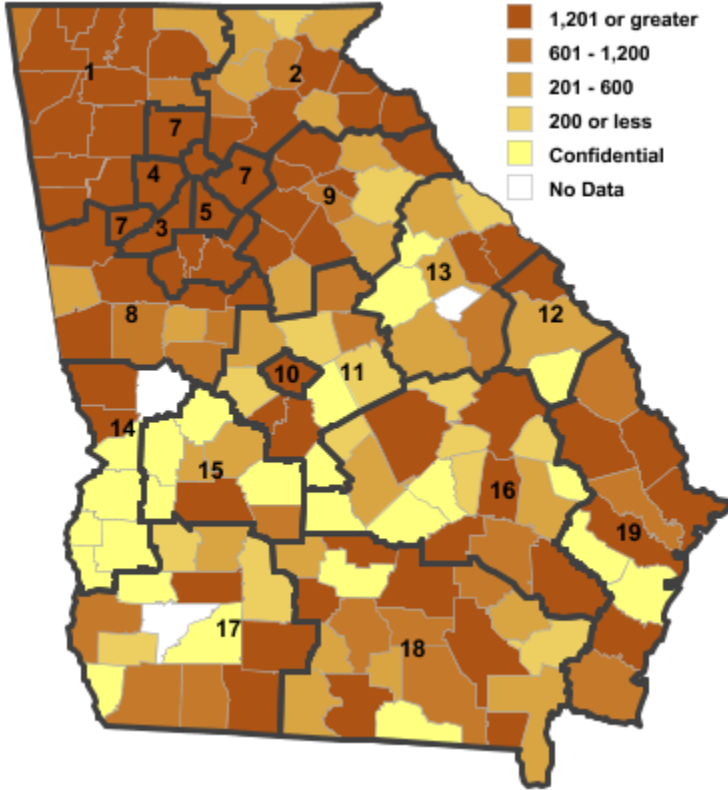


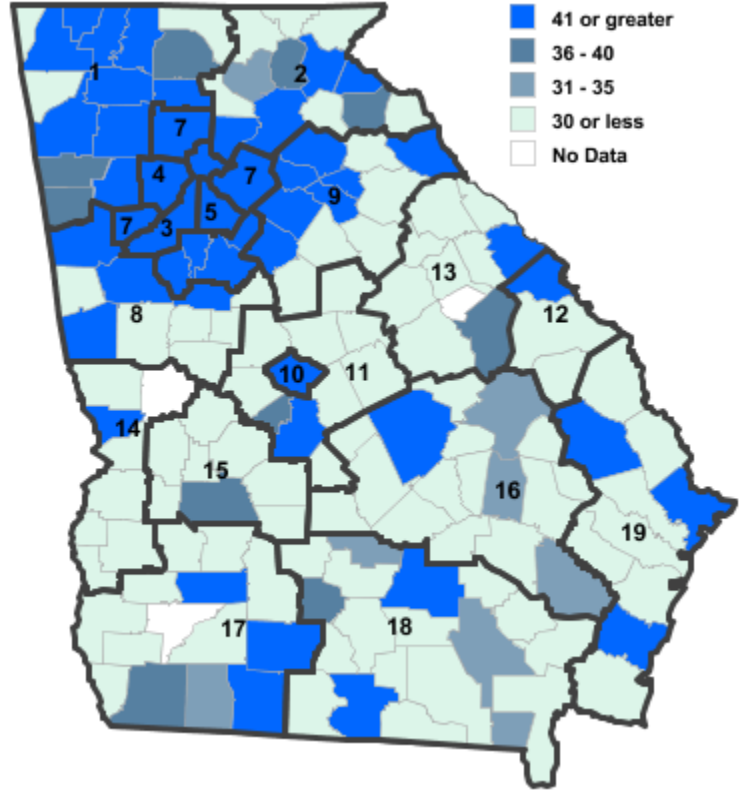
# Annual Industry Averages from QCEW 2020

## NAICS 31-33 : Manufacturing

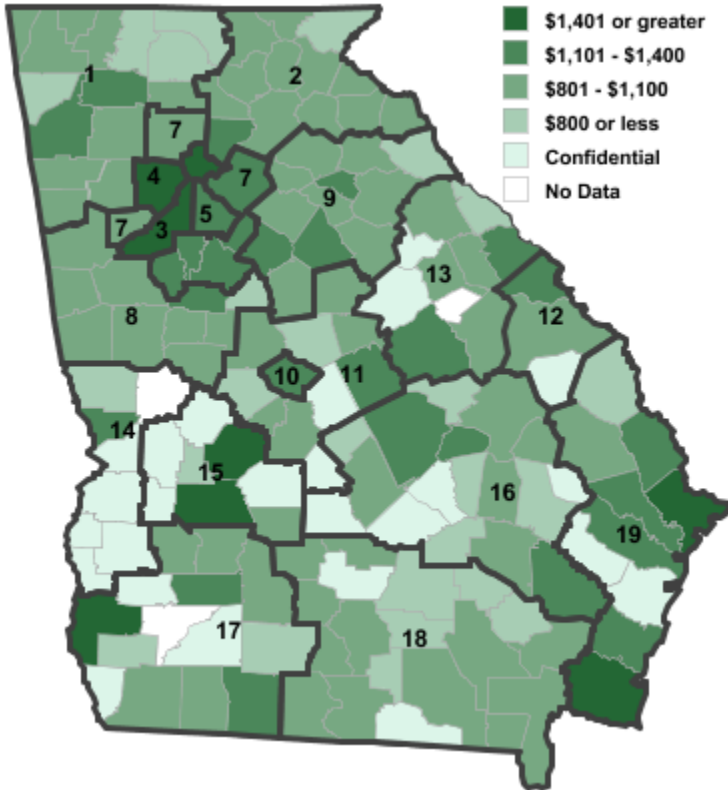
Employment



Establishments



Weekly Wages



Area

Establish- Employ- Weekly  
ments ment Wages

**Local Workforce Development Areas**

1	Northwest Georgia	1,164	63,047	\$968
2	Georgia Mountains	889	39,539	\$979
3	City of Atlanta	1,090	26,095	\$1,552
4	Cobb County	683	18,054	\$1,619
5	DeKalb County	545	12,687	\$1,151
6	Fulton County	1,090	26,095	\$1,552
7	Atlanta Regional	1,814	52,853	\$1,259
8	West Central Georgia	488	29,793	\$1,047
9	Northeast Georgia	665	24,957	\$1,061
10	Macon-Bibb	134	5,675	\$1,125
11	Middle Georgia	204	10,192	\$993
12	Central Savannah River	160	8,796	\$1,201
13	East Central Georgia	184	6,858	\$1,099
14	Lower Chattahoochee	168	7,868	\$1,118
15	Middle Flint	95	5,311	\$1,064
16	Heart of Georgia-Altamaha	284	11,842	\$901
17	Southwest Georgia	355	14,404	\$1,052
18	Southern Georgia	420	17,448	\$875
19	Coastal Georgia	489	24,708	\$1,511

**Counties with largest values**

99	Early	6	616	\$1,797
121	Fulton	1,090	26,095	\$1,552
135	Gwinnett	1,020	26,276	\$1,333

Note: \*\*\* Confidential - Industry group does not meet criteria for disclosure