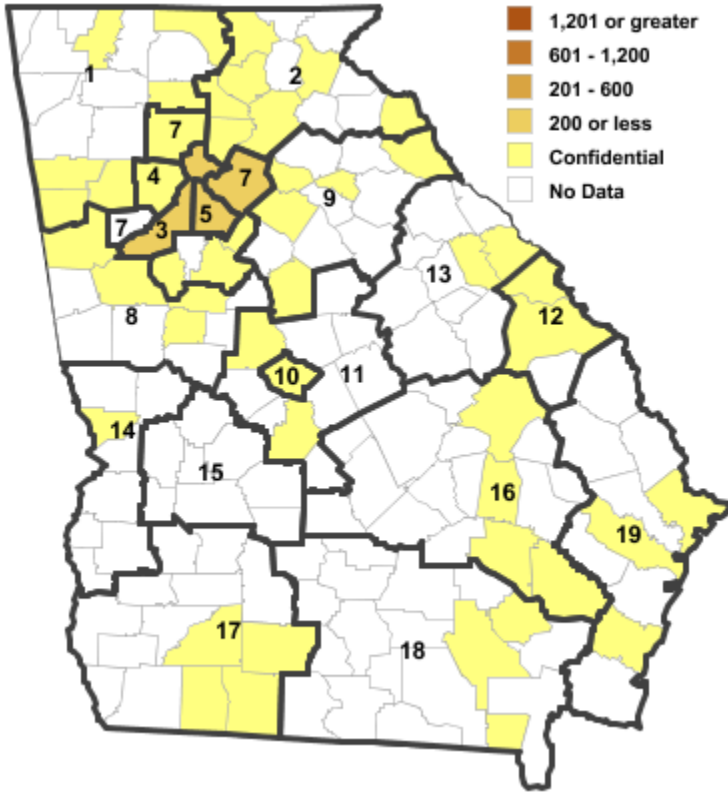


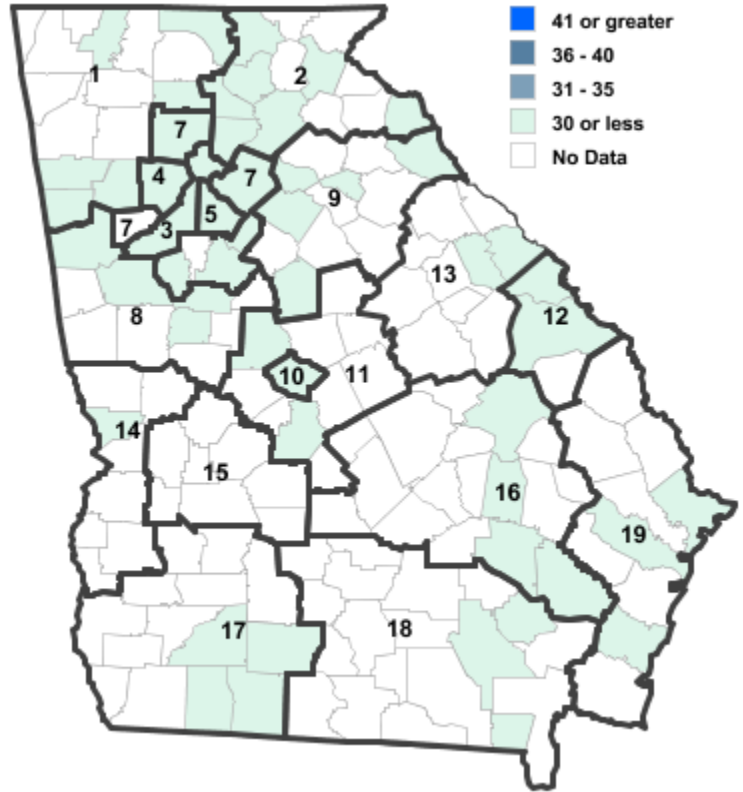
Annual Industry Averages from QCEW 2020

NAICS 315 : Apparel Manufacturing

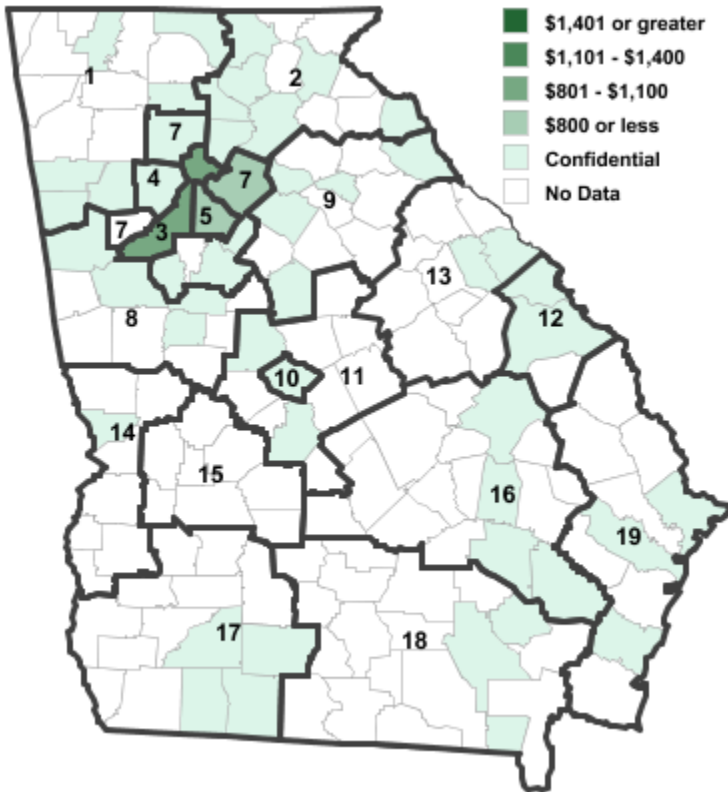
Employment



Establishments



Weekly Wages



Area

Establish- Employ- Weekly
ments ment Wages

Local Workforce Development Areas

1	Northwest Georgia	6	59	\$509
2	Georgia Mountains	8	244	\$1,299
3	City of Atlanta	19	161	\$868
4	Cobb County	9	***	***
5	DeKalb County	13	55	\$712
6	Fulton County	19	161	\$868
7	Atlanta Regional	18	323	\$947
8	West Central Georgia	7	***	***
9	Northeast Georgia	8	27	\$599
10	Macon-Bibb	2	***	***
11	Middle Georgia	3	***	***
12	Central Savannah River	1	***	***
13	East Central Georgia	3	***	***
14	Lower Chattahoochee	2	***	***
16	Heart of Georgia-Altamaha	5	169	\$538
17	Southwest Georgia	7	80	\$567
18	Southern Georgia	2	***	***
19	Coastal Georgia	7	43	\$841

Counties with largest values

45	Carroll	4	256	\$492
85	Dawson	1	8	\$5,623
121	Fulton	19	161	\$868

Note: *** Confidential - Industry group does not meet criteria for disclosure