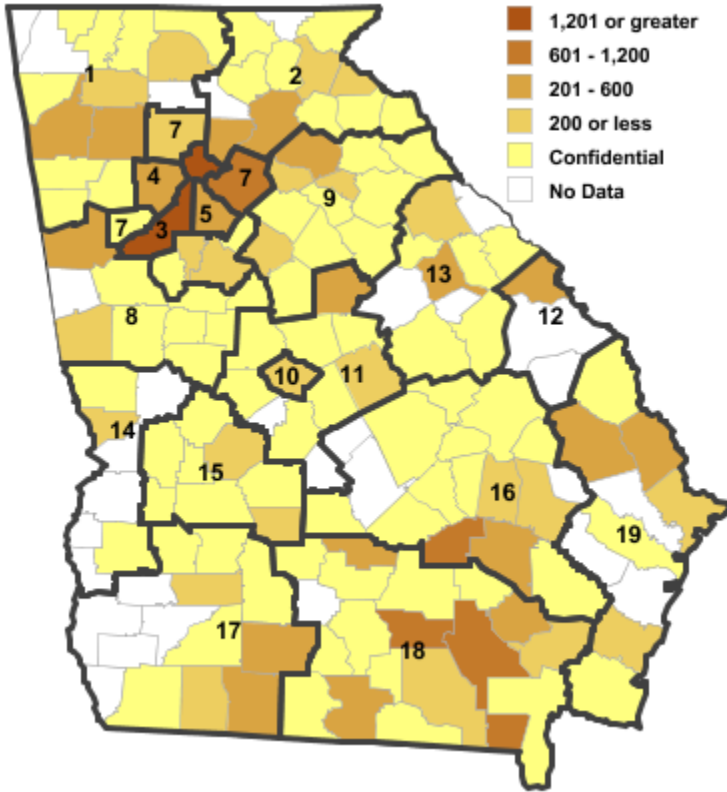


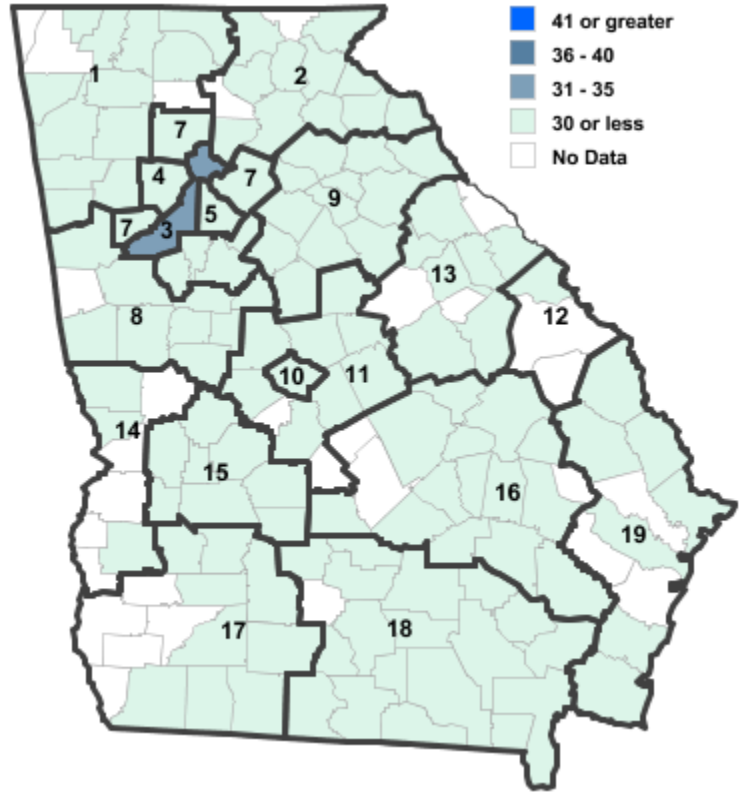
Annual Industry Averages from QCEW 2020

NAICS 321 : Wood Product Manufacturing

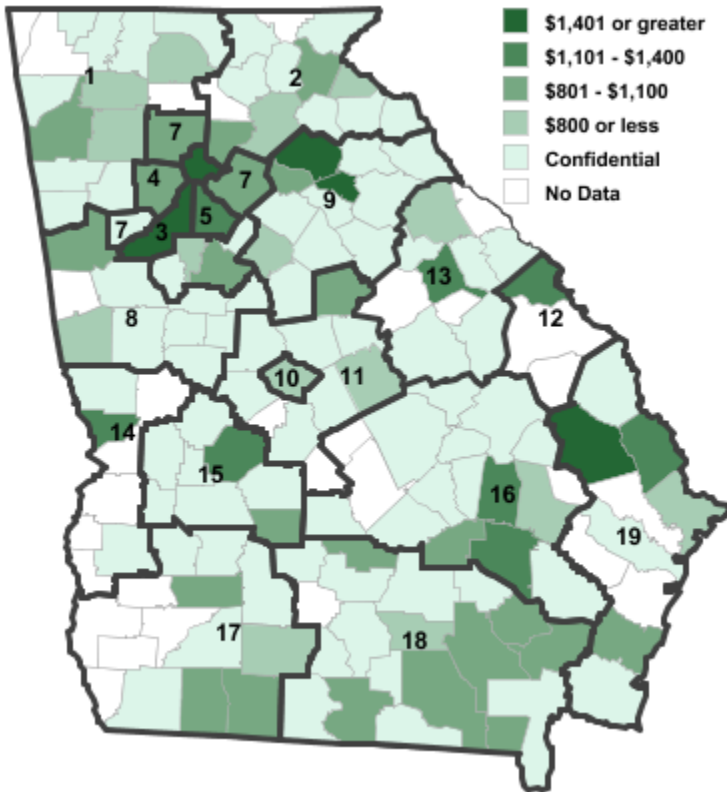
Employment



Establishments



Weekly Wages



Area

Establish- Employ- Weekly
ments ment Wages

Local Workforce Development Areas

1	Northwest Georgia	45	1,079	\$861
2	Georgia Mountains	51	927	\$787
3	City of Atlanta	31	1,614	\$1,807
4	Cobb County	21	594	\$912
5	DeKalb County	15	542	\$1,153
6	Fulton County	31	1,614	\$1,807
7	Atlanta Regional	54	1,925	\$1,175
8	West Central Georgia	27	749	\$915
9	Northeast Georgia	41	1,464	\$1,186
10	Macon-Bibb	7	175	\$794
11	Middle Georgia	22	840	\$882
12	Central Savannah River	11	301	\$1,316
13	East Central Georgia	28	1,178	\$1,015
14	Lower Chattahoochee	7	193	\$1,013
15	Middle Flint	19	638	\$967
16	Heart of Georgia-Altamaha	40	1,609	\$974
17	Southwest Georgia	45	1,789	\$813
18	Southern Georgia	62	3,768	\$818
19	Coastal Georgia	32	700	\$1,272

Counties with largest values

77	Coweta	2	1	\$3,088
121	Fulton	31	1,614	\$1,807

Note: *** Confidential - Industry group does not meet criteria for disclosure