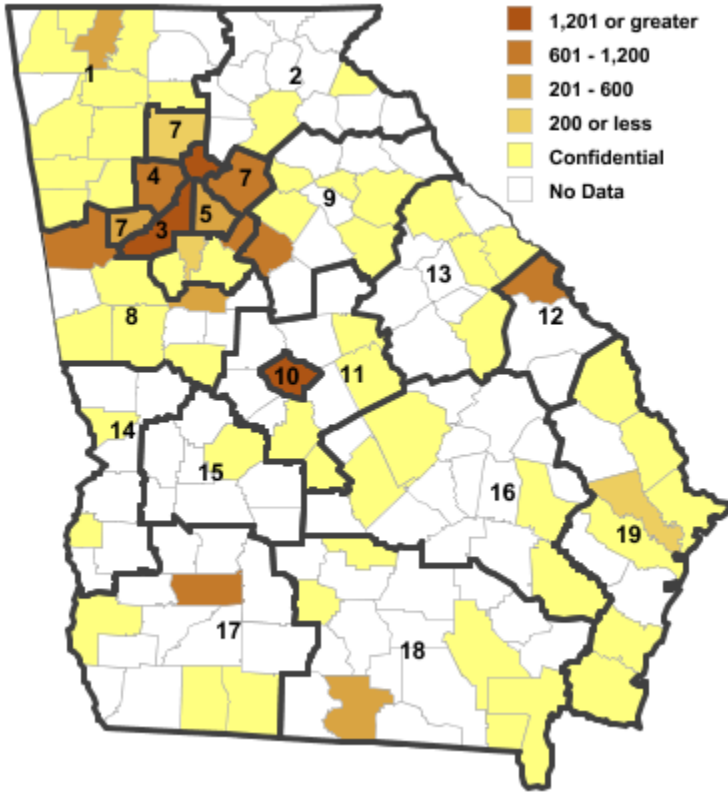


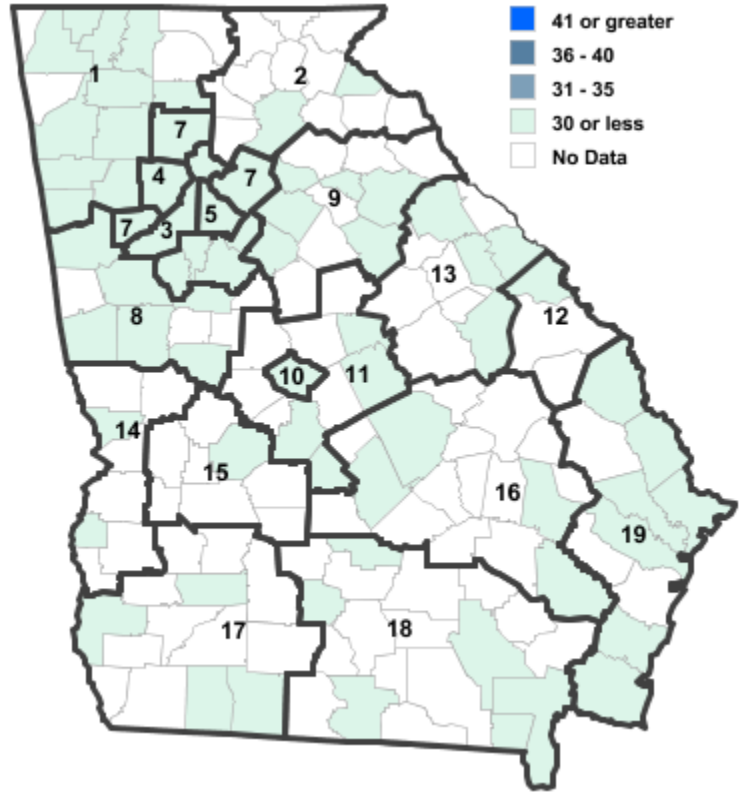
Annual Industry Averages from QCEW 2020

NAICS 322 : Paper Manufacturing

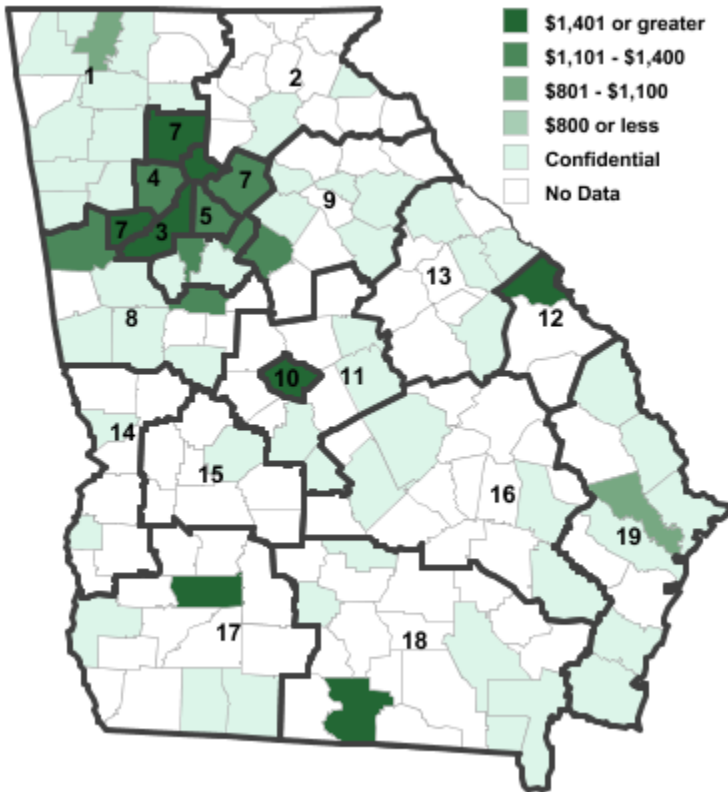
Employment



Establishments



Weekly Wages



Area

Establish- Employ- Weekly
ments ment Wages

Local Workforce Development Areas

1	Northwest Georgia	23	1,396	\$1,358
2	Georgia Mountains	3	***	***
3	City of Atlanta	28	1,284	\$2,441
4	Cobb County	15	880	\$1,291
5	DeKalb County	10	394	\$1,187
6	Fulton County	28	1,284	\$2,441
7	Atlanta Regional	39	2,614	\$1,259
8	West Central Georgia	22	1,365	\$1,175
9	Northeast Georgia	12	959	\$1,103
10	Macon-Bibb	7	1,397	\$1,475
11	Middle Georgia	4	482	\$1,237
12	Central Savannah River	9	1,011	\$1,643
13	East Central Georgia	4	***	***
14	Lower Chattahoochee	2	***	***
15	Middle Flint	1	***	***
16	Heart of Georgia-Altamaha	11	1,381	\$1,529
17	Southwest Georgia	9	1,481	\$1,592
18	Southern Georgia	14	893	\$1,321
19	Coastal Georgia	20	3,180	\$1,579

Counties with largest values

21	Bibb	7	1,397	\$1,475
121	Fulton	28	1,284	\$2,441
223	Paulding	1	1	\$3,635

Note: *** Confidential - Industry group does not meet criteria for disclosure