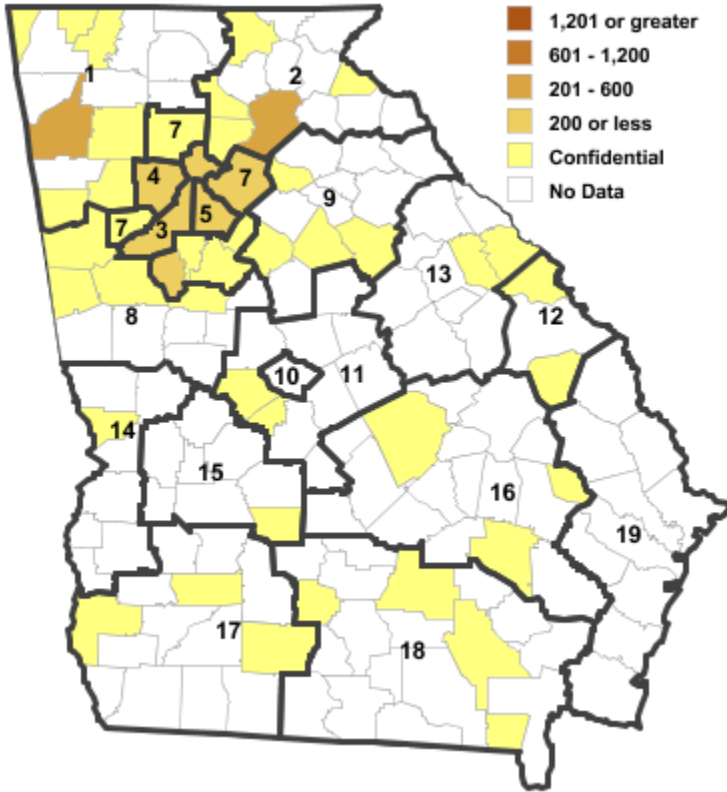


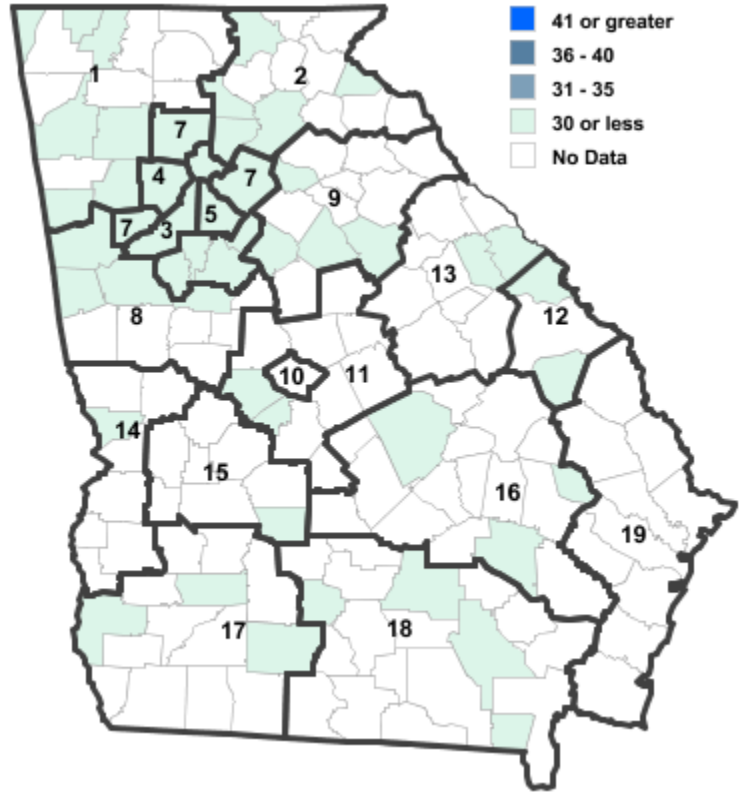
Annual Industry Averages from QCEW 2020

NAICS 331 : Primary Metal Manufacturing

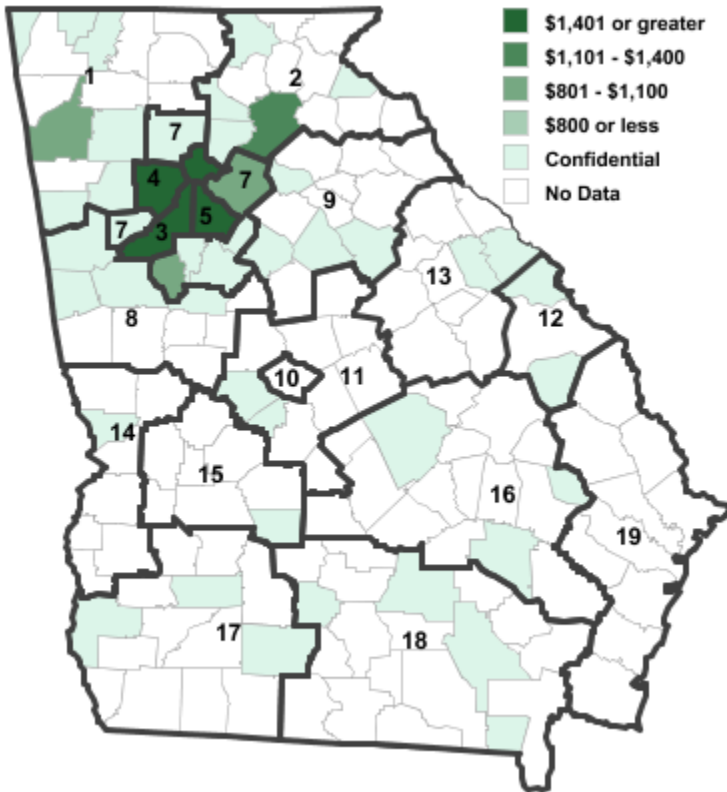
Employment



Establishments



Weekly Wages



Area

Establish- Employ- Weekly
ments ment Wages

Local Workforce Development Areas

1	Northwest Georgia	17	1,209	\$1,249
2	Georgia Mountains	9	706	\$1,183
3	City of Atlanta	8	58	\$2,930
4	Cobb County	4	40	\$3,511
5	DeKalb County	5	29	\$1,438
6	Fulton County	8	58	\$2,930
7	Atlanta Regional	20	818	\$1,067
8	West Central Georgia	16	***	***
9	Northeast Georgia	9	306	\$1,261
11	Middle Georgia	2	***	***
12	Central Savannah River	2	***	***
13	East Central Georgia	2	***	***
14	Lower Chattahoochee	2	***	***
15	Middle Flint	1	***	***
16	Heart of Georgia-Altamaha	4	***	***
17	Southwest Georgia	4	173	\$1,388
18	Southern Georgia	5	241	\$990
Counties with largest values				
45	Carroll	12	2,291	\$1,250
67	Cobb	4	40	\$3,511

Note: *** Confidential - Industry group does not meet criteria for disclosure