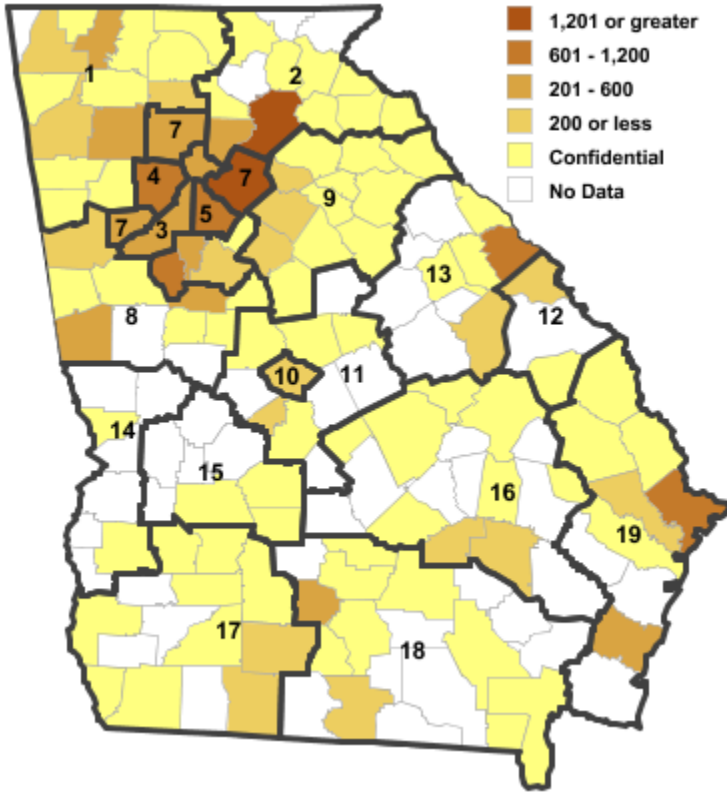


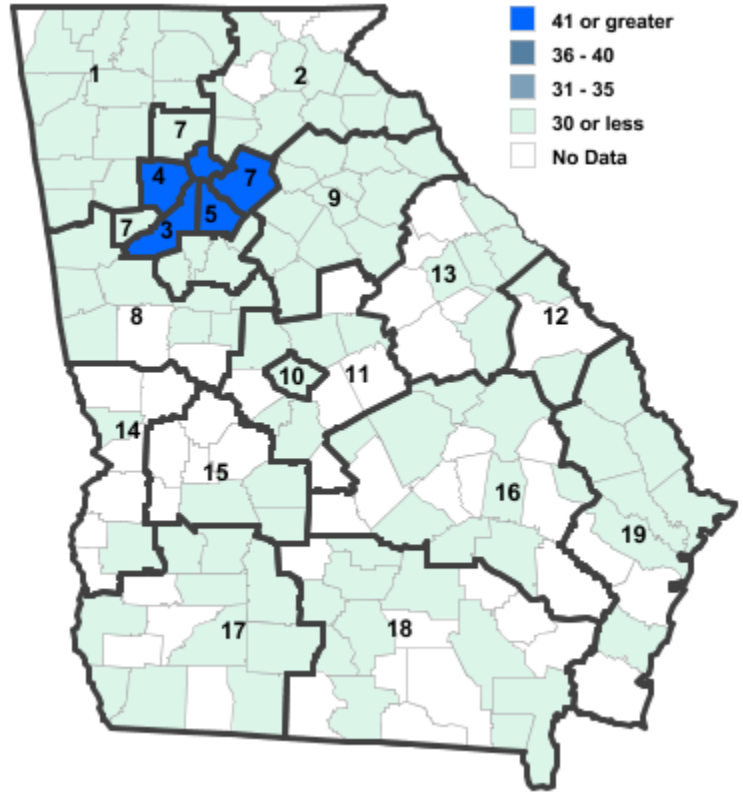
Annual Industry Averages from QCEW 2020

NAICS 333 : Machinery Manufacturing

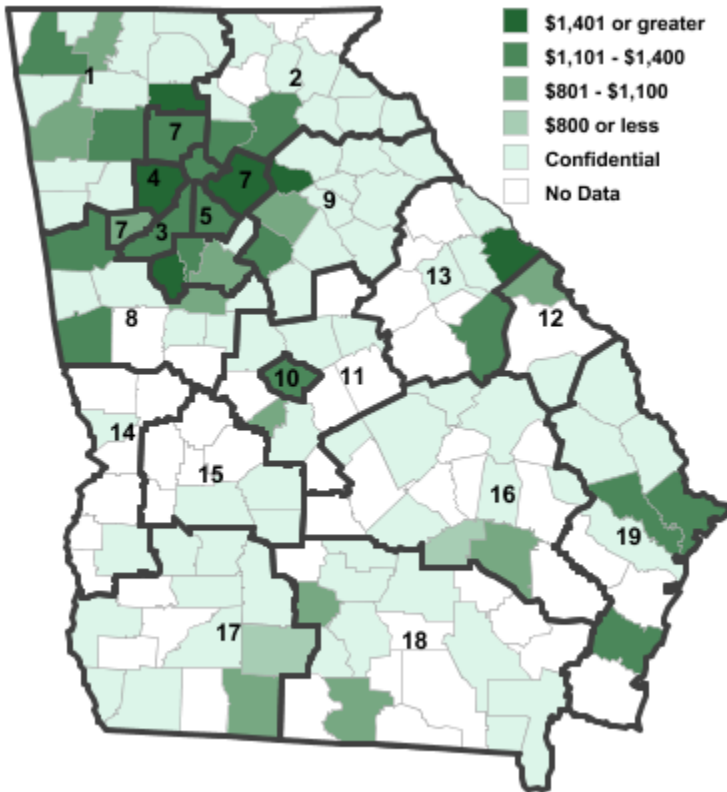
Employment



Establishments



Weekly Wages



Area

Establish- Employ- Weekly
ments ment Wages

Local Workforce Development Areas

Area	Establishments	Employment	Weekly Wages
1 Northwest Georgia	79	1,566	\$1,142
2 Georgia Mountains	67	3,496	\$1,118
3 City of Atlanta	43	350	\$1,391
4 Cobb County	63	1,055	\$1,670
5 DeKalb County	42	809	\$1,299
6 Fulton County	43	350	\$1,391
7 Atlanta Regional	149	4,652	\$1,572
8 West Central Georgia	31	882	\$1,078
9 Northeast Georgia	39	2,310	\$1,192
10 Macon-Bibb	6	105	\$1,137
11 Middle Georgia	10	238	\$1,361
12 Central Savannah River	8	93	\$1,094
13 East Central Georgia	13	877	\$1,703
14 Lower Chattahoochee	6	***	***
15 Middle Flint	5	344	\$984
16 Heart of Georgia-Altamaha	20	***	***
17 Southwest Georgia	35	456	\$939
18 Southern Georgia	21	902	\$1,046
19 Coastal Georgia	24	1,457	\$1,127

Counties with largest values

9 Baldwin	1	45	\$2,563
135 Gwinnett	87	2,318	\$1,896
139 Hall	28	2,401	\$1,166

Note: *** Confidential - Industry group does not meet criteria for disclosure