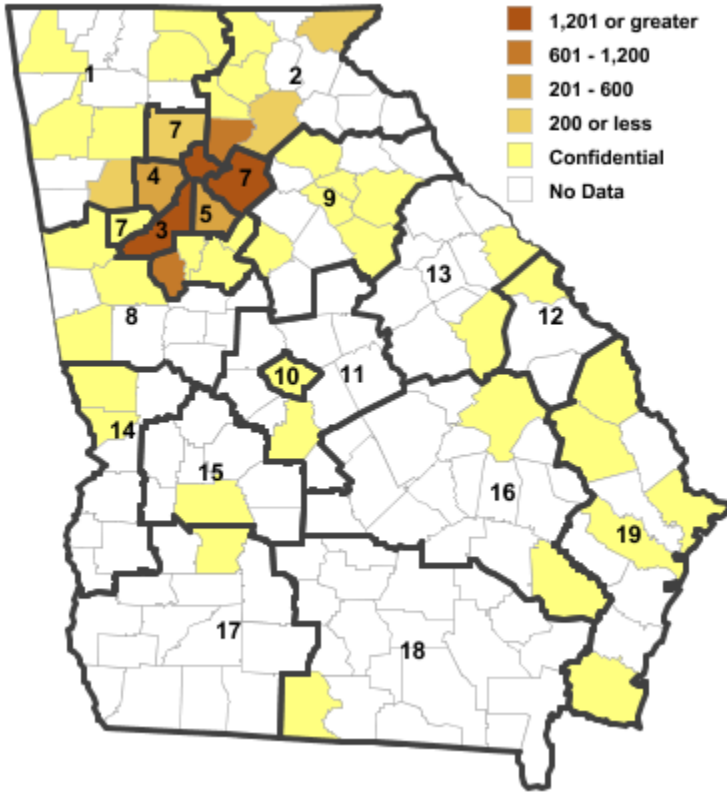


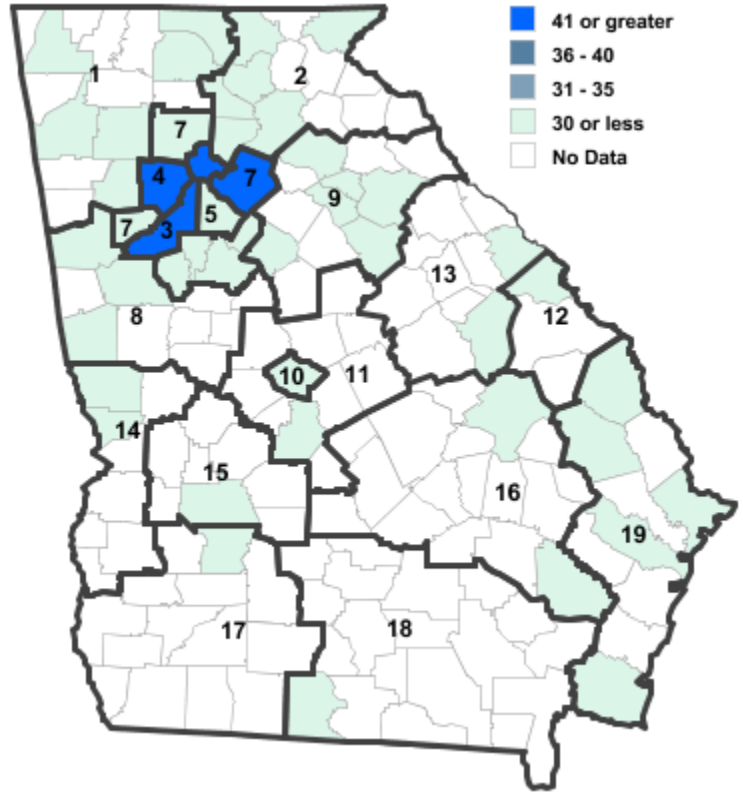
Annual Industry Averages from QCEW 2020

NAICS 334 : Computer and Electronic Product Manufacturing

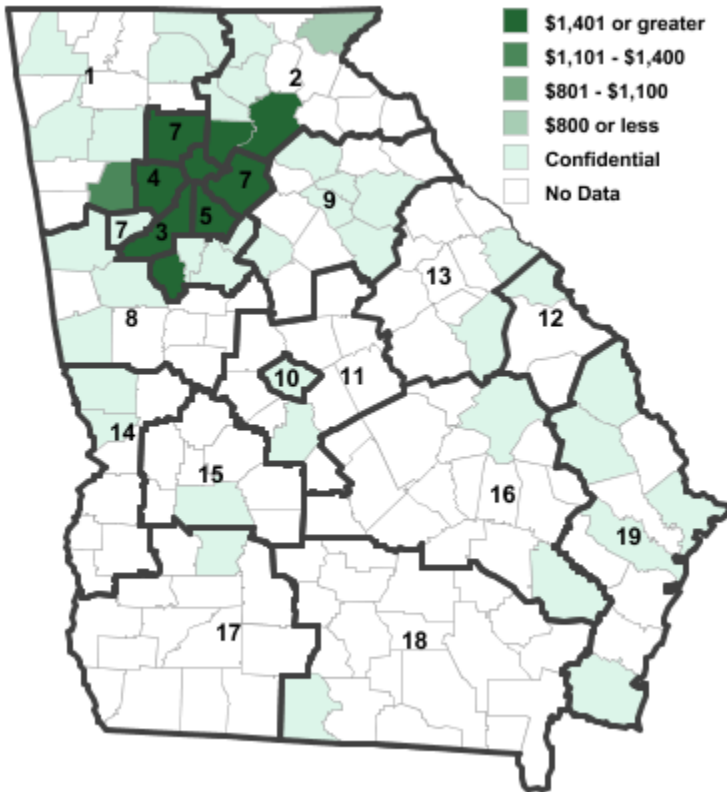
Employment



Establishments



Weekly Wages



Area

Establish- Employ- Weekly ments ment Wages

Local Workforce Development Areas

1	Northwest Georgia	13	472	\$717
2	Georgia Mountains	43	1,345	\$1,631
3	City of Atlanta	99	1,959	\$1,953
4	Cobb County	44	597	\$1,784
5	DeKalb County	22	297	\$1,694
6	Fulton County	99	1,959	\$1,953
7	Atlanta Regional	120	4,001	\$1,974
8	West Central Georgia	4	***	***
9	Northeast Georgia	9	26	\$1,528
10	Macon-Bibb	3	***	***
11	Middle Georgia	4	***	***
12	Central Savannah River	3	***	***
13	East Central Georgia	3	***	***
14	Lower Chattahoochee	5	***	***
15	Middle Flint	1	***	***
16	Heart of Georgia-Altamaha	3	4	\$2,767
17	Southwest Georgia	1	***	***
18	Southern Georgia	1	***	***
19	Coastal Georgia	9	115	\$1,041

Counties with largest values

107	Emanuel	2	3	\$3,508
121	Fulton	99	1,959	\$1,953
135	Gwinnett	87	3,232	\$1,987

Note: *** Confidential - Industry group does not meet criteria for disclosure