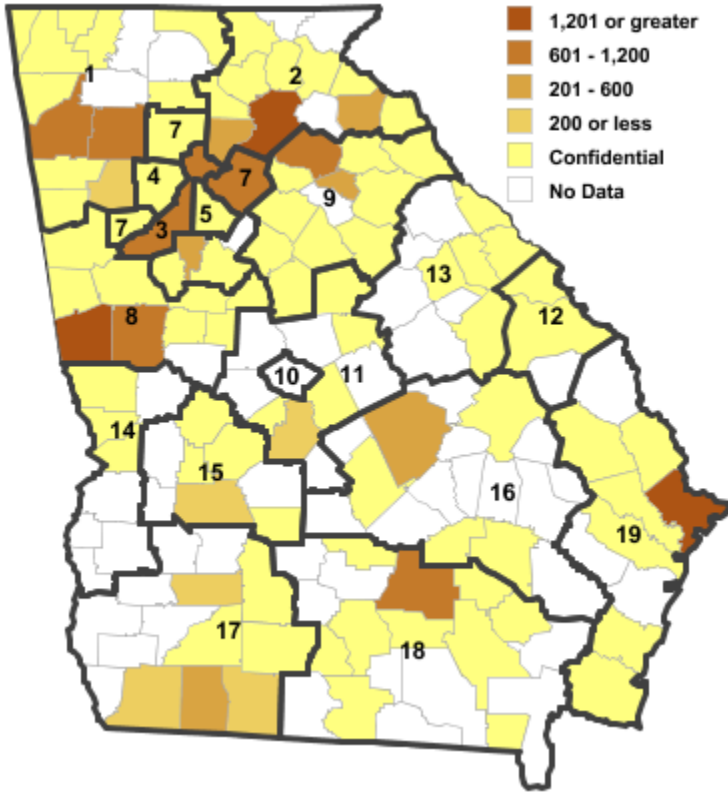


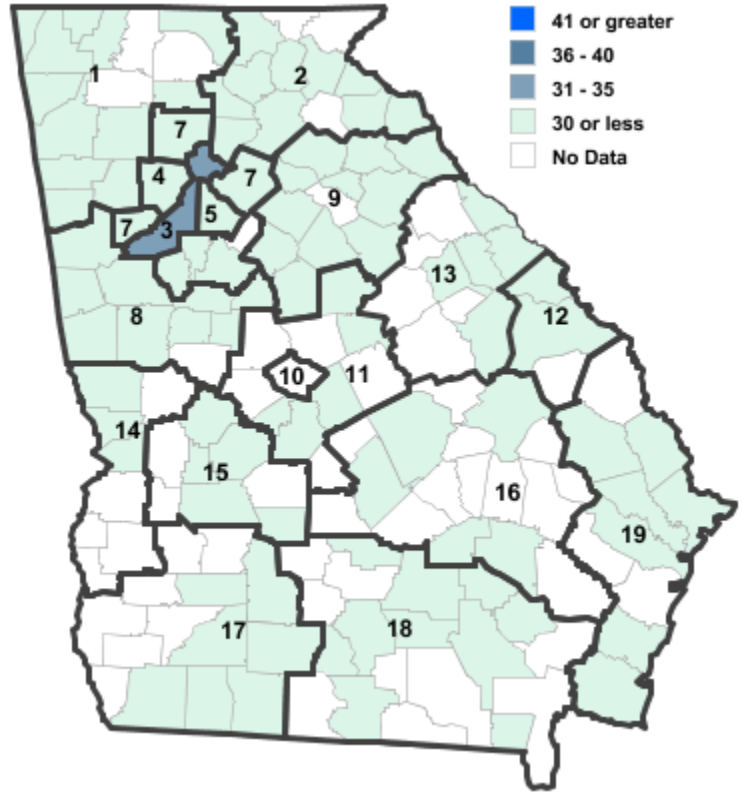
Annual Industry Averages from QCEW 2020

NAICS 336 : Transportation Equipment Manufacturing

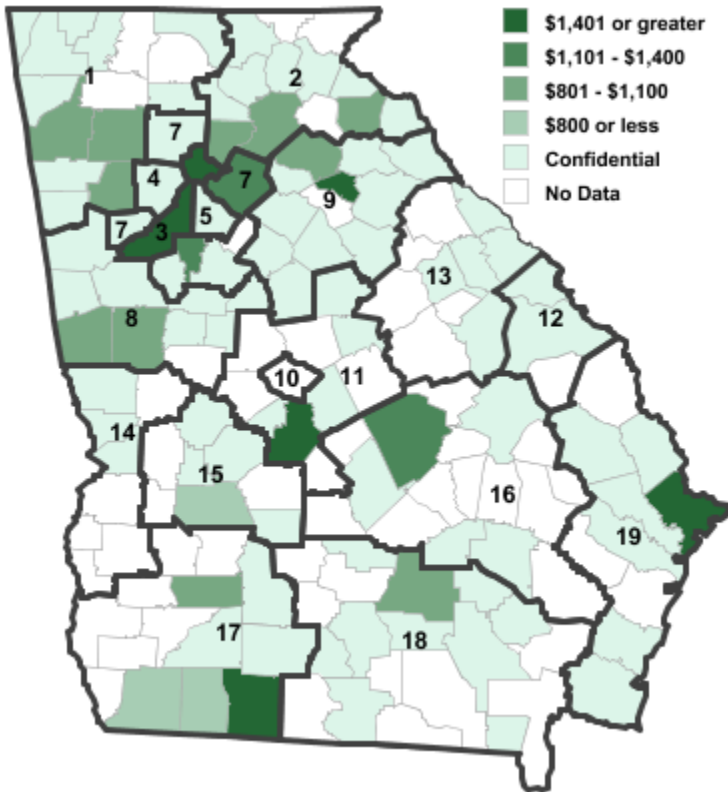
Employment



Establishments



Weekly Wages



Area

Establish- Employ- Weekly
ments ment Wages

Local Workforce Development Areas

1	Northwest Georgia	44	5,332	\$912
2	Georgia Mountains	35	2,641	\$1,074
3	City of Atlanta	35	863	\$3,270
4	Cobb County	18	***	***
5	DeKalb County	16	***	***
6	Fulton County	35	863	\$3,270
7	Atlanta Regional	31	1,904	\$1,093
8	West Central Georgia	39	8,763	\$1,034
9	Northeast Georgia	28	3,091	\$1,018
11	Middle Georgia	14	2,618	\$1,158
12	Central Savannah River	10	***	***
13	East Central Georgia	11	1,109	\$1,221
14	Lower Chattahoochee	12	***	***
15	Middle Flint	10	***	***
16	Heart of Georgia-Altamaha	9	681	\$935
17	Southwest Georgia	24	705	\$979
18	Southern Georgia	30	2,560	\$841
19	Coastal Georgia	37	9,842	\$1,904

Counties with largest values

51	Chatham	22	8,716	\$1,982
121	Fulton	35	863	\$3,270

Note: *** Confidential - Industry group does not meet criteria for disclosure