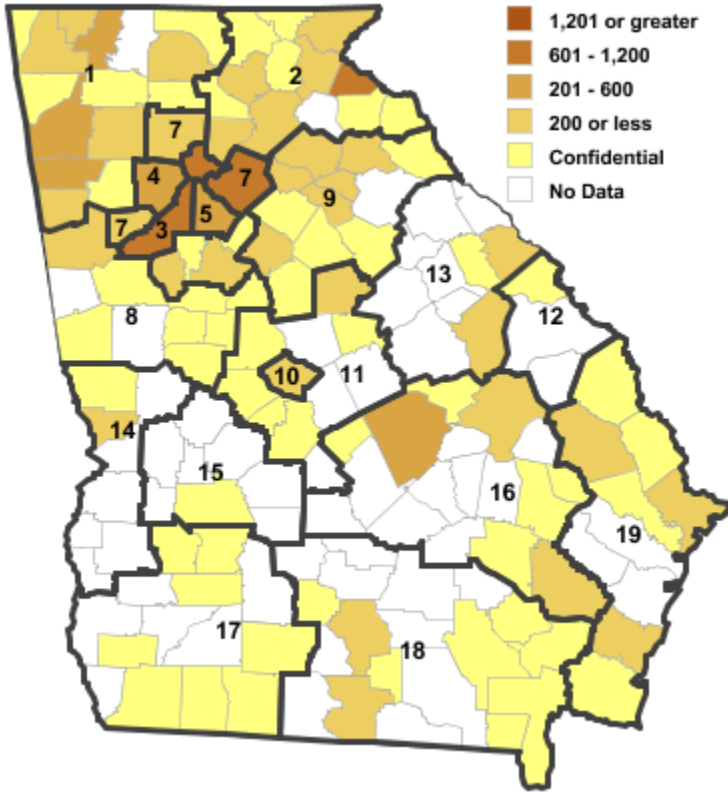


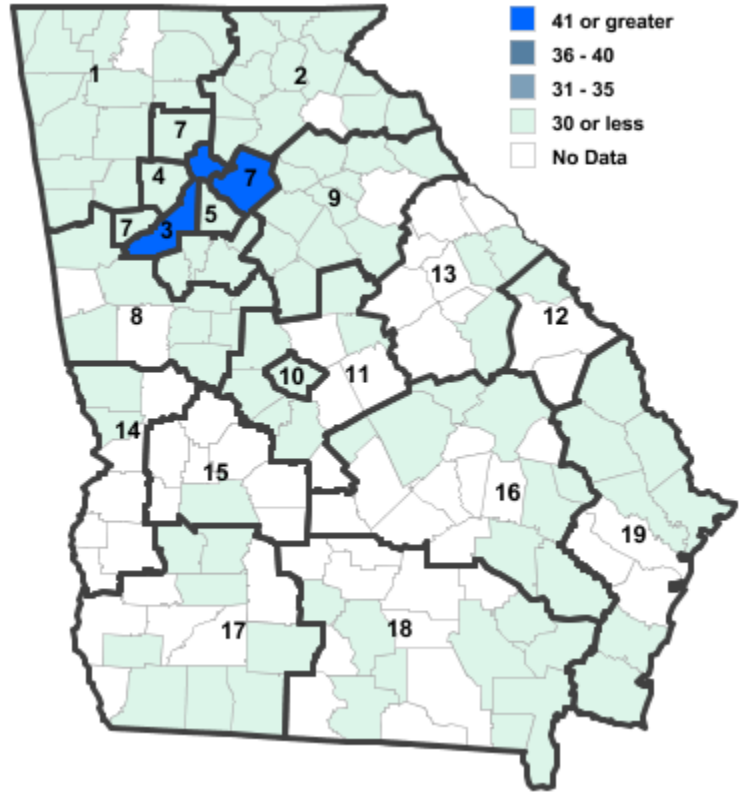
Annual Industry Averages from QCEW 2020

NAICS 337 : Furniture and Related Product Manufacturing

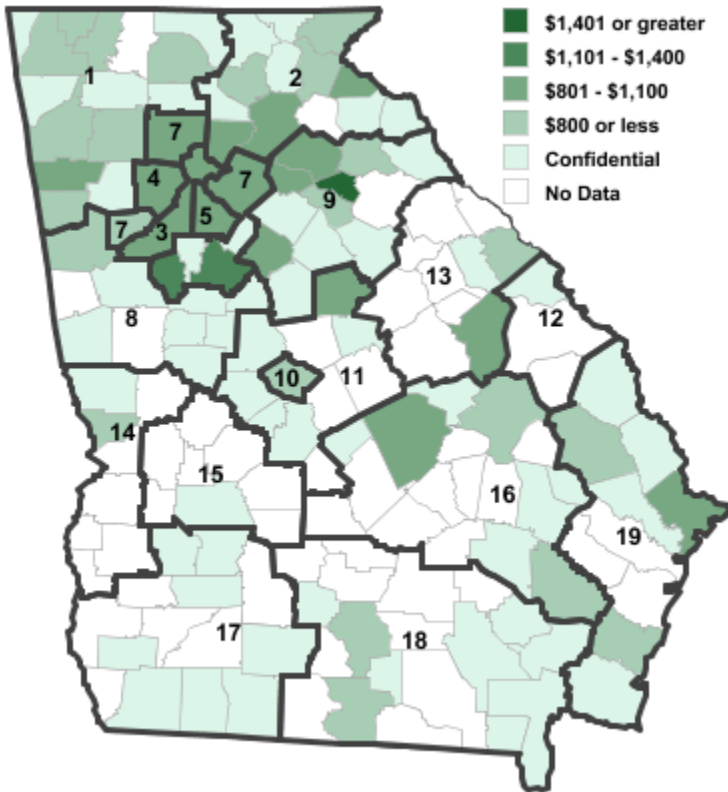
Employment



Establishments



Weekly Wages



Area

**Establish- Employ- Weekly
ments ment Wages**

Local Workforce Development Areas

1	Northwest Georgia	62	1,644	\$854
2	Georgia Mountains	48	1,221	\$890
3	City of Atlanta	48	887	\$1,007
4	Cobb County	26	465	\$889
5	DeKalb County	28	354	\$988
6	Fulton County	48	887	\$1,007
7	Atlanta Regional	123	1,743	\$990
8	West Central Georgia	24	927	\$720
9	Northeast Georgia	47	855	\$1,040
10	Macon-Bibb	10	75	\$709
11	Middle Georgia	11	82	\$685
12	Central Savannah River	2	***	***
13	East Central Georgia	17	159	\$743
14	Lower Chattahoochee	11	97	\$701
15	Middle Flint	2	***	***
16	Heart of Georgia-Altamaha	26	566	\$819
17	Southwest Georgia	19	497	\$675
18	Southern Georgia	22	496	\$782
19	Coastal Georgia	23	263	\$865

Counties with largest values

59	Clarke	7	152	\$2,090
135	Gwinnett	73	1,021	\$944

Note: *** Confidential - Industry group does not meet criteria for disclosure