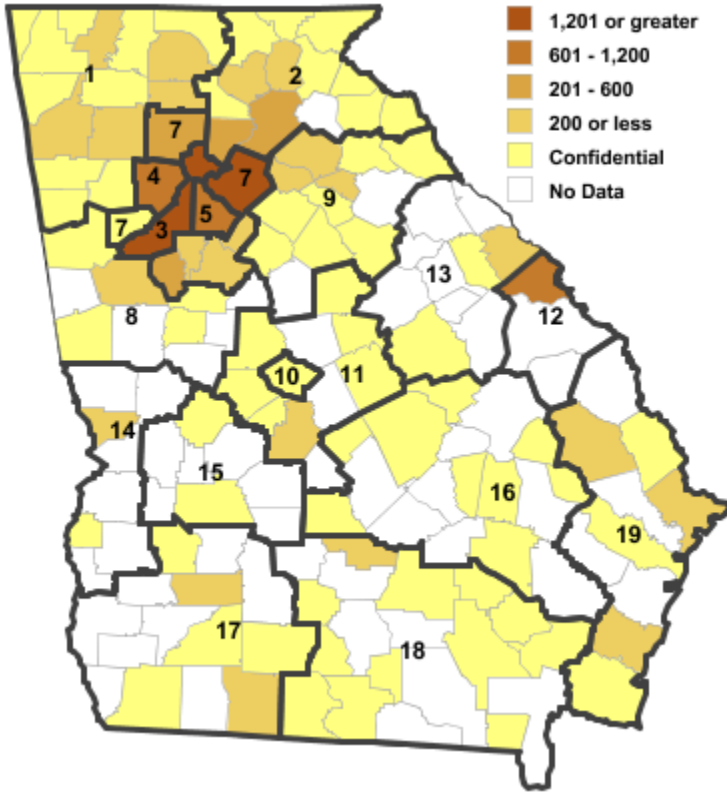


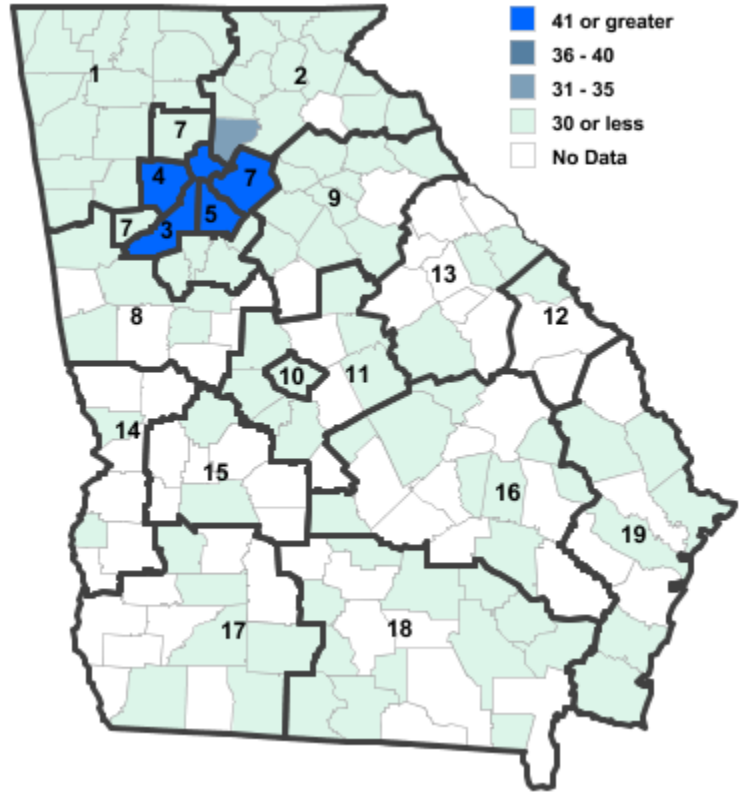
Annual Industry Averages from QCEW 2020

NAICS 339 : Miscellaneous Manufacturing

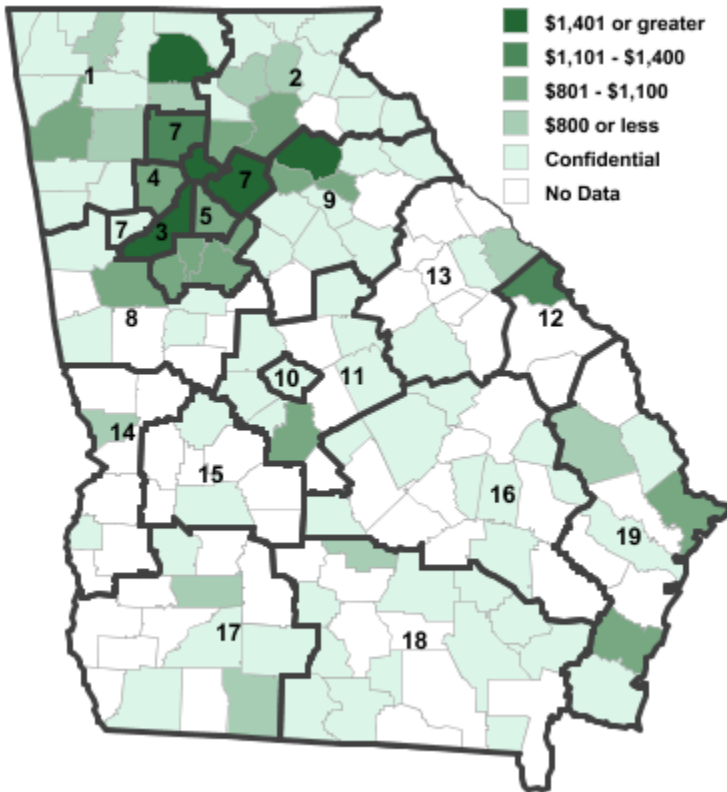
Employment



Establishments



Weekly Wages



Area

Establish- Employ- Weekly
ments ment Wages

Local Workforce Development Areas

1	Northwest Georgia	48	997	\$818
2	Georgia Mountains	87	2,052	\$1,115
3	City of Atlanta	111	1,442	\$1,944
4	Cobb County	70	620	\$1,096
5	DeKalb County	71	884	\$944
6	Fulton County	111	1,442	\$1,944
7	Atlanta Regional	209	2,924	\$1,324
8	West Central Georgia	26	261	\$864
9	Northeast Georgia	45	534	\$1,061
10	Macon-Bibb	15	***	***
11	Middle Georgia	16	47	\$665
12	Central Savannah River	16	623	\$1,115
13	East Central Georgia	11	29	\$601
14	Lower Chattahoochee	10	136	\$561
15	Middle Flint	3	***	***
16	Heart of Georgia-Altamaha	13	233	\$569
17	Southwest Georgia	20	153	\$807
18	Southern Georgia	19	170	\$777
19	Coastal Georgia	32	202	\$850

Counties with largest values

135	Gwinnett	131	1,880	\$1,432
157	Jackson	4	22	\$2,356

Note: *** Confidential - Industry group does not meet criteria for disclosure