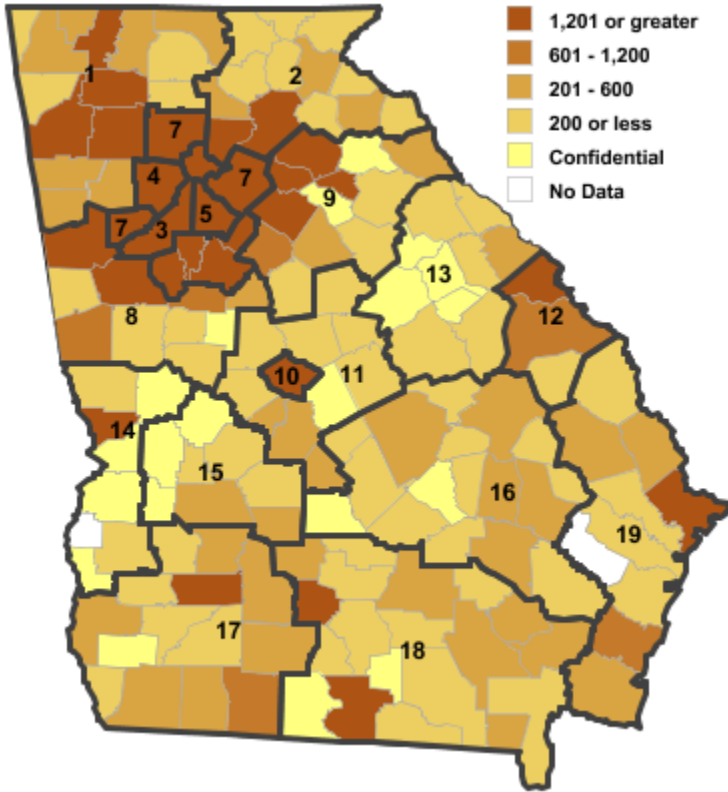


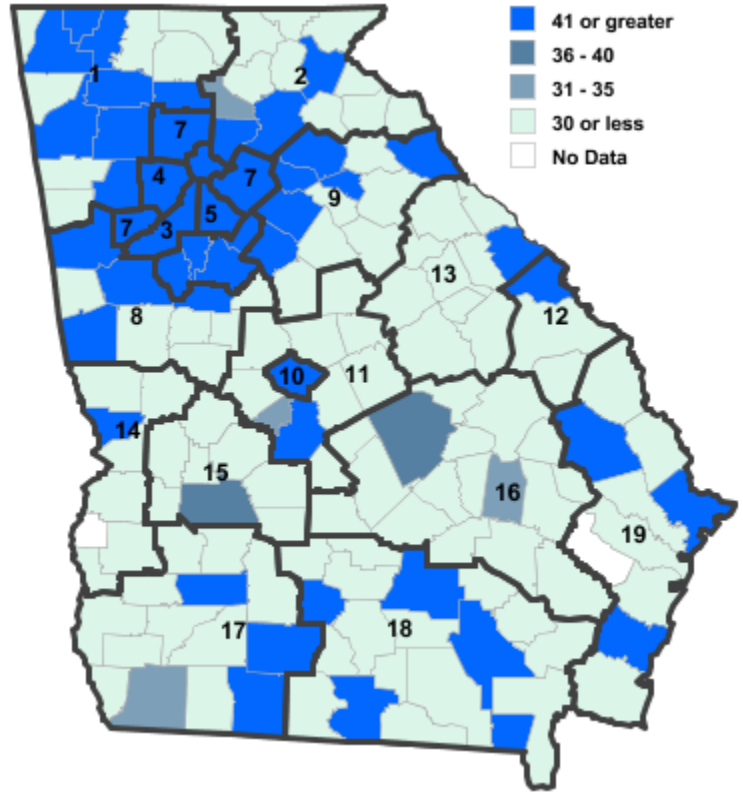
Annual Industry Averages from QCEW 2020

NAICS 42 : Wholesale Trade

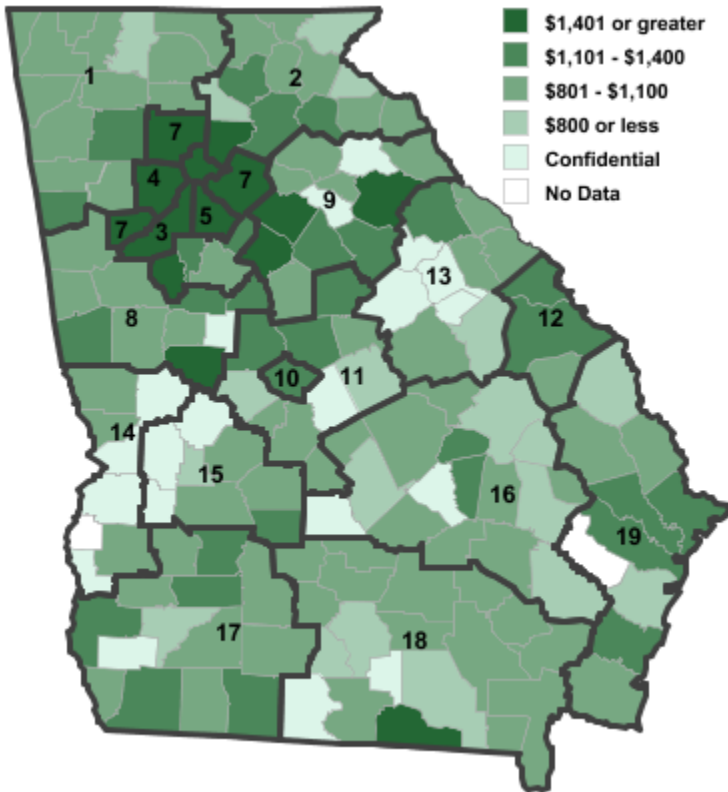
Employment



Establishments



Weekly Wages



Area

Establish- Employ- Weekly
ments ment Wages

Local Workforce Development Areas

1	Northwest Georgia	876	10,311	\$1,014
2	Georgia Mountains	1,087	11,287	\$1,377
3	City of Atlanta	2,788	36,046	\$1,988
4	Cobb County	1,764	21,759	\$1,672
5	DeKalb County	1,077	10,012	\$1,805
6	Fulton County	2,788	36,046	\$1,988
7	Atlanta Regional	3,897	45,848	\$1,417
8	West Central Georgia	474	5,342	\$1,104
9	Northeast Georgia	651	12,443	\$1,137
10	Macon-Bibb	195	2,307	\$1,169
11	Middle Georgia	174	1,370	\$980
12	Central Savannah River	219	3,610	\$1,184
13	East Central Georgia	155	981	\$973
14	Lower Chattahoochee	177	2,285	\$1,014
15	Middle Flint	100	1,117	\$1,041
16	Heart of Georgia-Altamaha	247	2,661	\$868
17	Southwest Georgia	430	5,434	\$1,127
18	Southern Georgia	439	6,089	\$975
19	Coastal Georgia	646	7,292	\$1,272

Counties with largest values

53	Chattahoochee	1	1	\$2,663
121	Fulton	2,788	36,040	\$1,988

Note: *** Confidential - Industry group does not meet criteria for disclosure