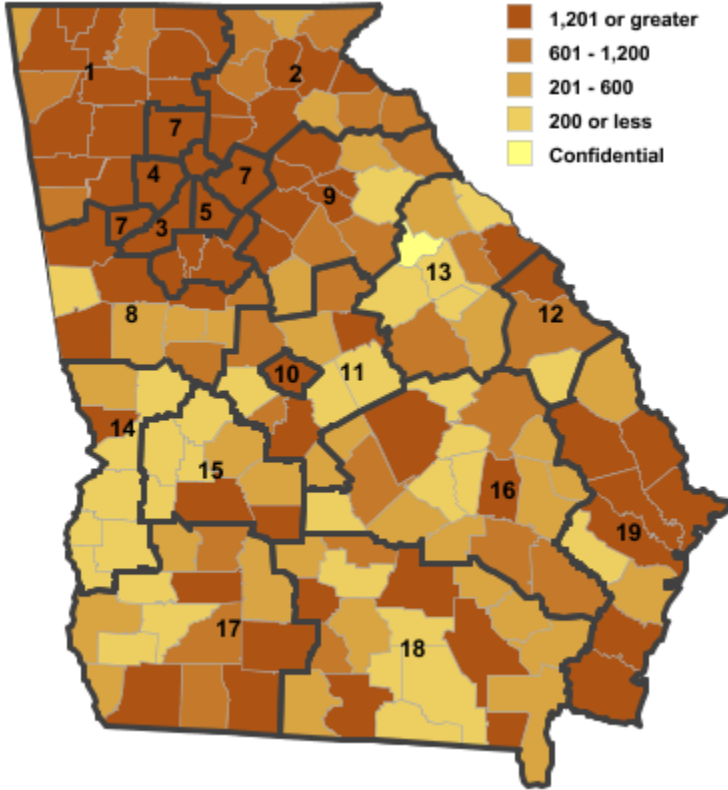


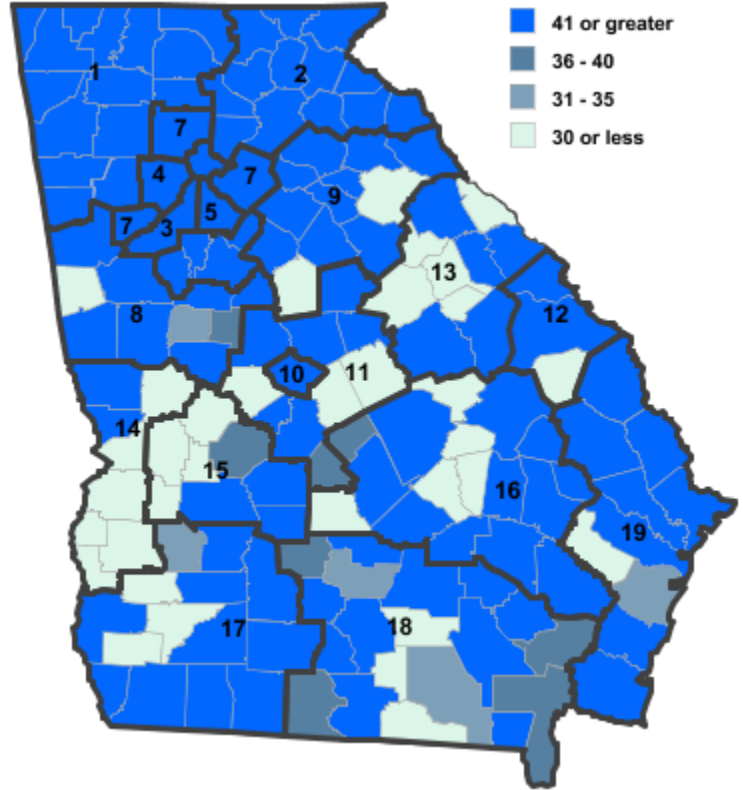
Annual Industry Averages from QCEW 2020

NAICS 44-45 : Retail Trade

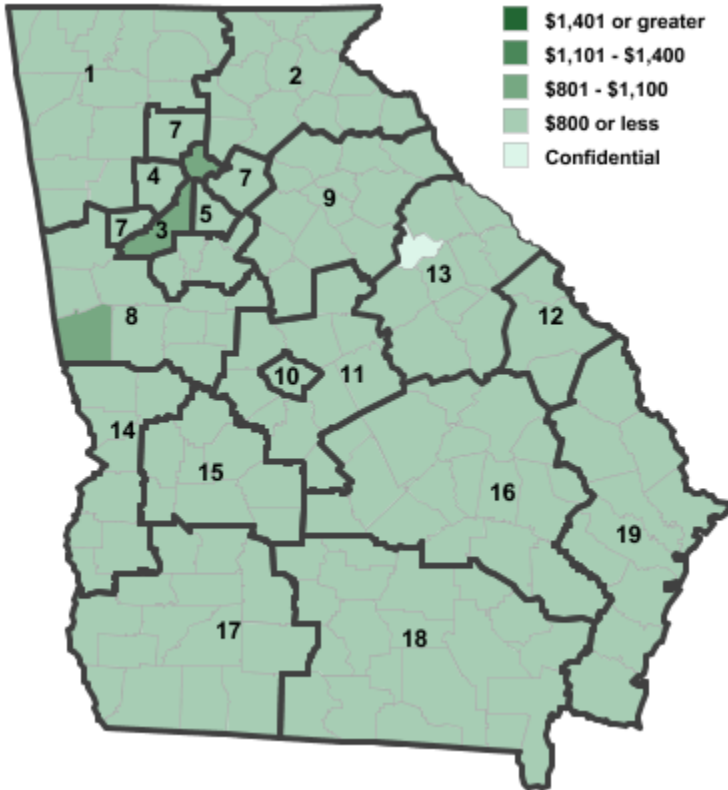
Employment



Establishments



Weekly Wages



Area

Establish- Employ- Weekly
ments ment Wages

Local Workforce Development Areas

1	Northwest Georgia	2,656	34,468	\$576
2	Georgia Mountains	2,325	31,301	\$589
3	City of Atlanta	3,719	56,324	\$805
4	Cobb County	2,222	38,085	\$798
5	DeKalb County	2,185	31,246	\$745
6	Fulton County	3,719	56,324	\$805
7	Atlanta Regional	5,849	96,992	\$673
8	West Central Georgia	1,613	21,359	\$628
9	Northeast Georgia	1,803	27,267	\$609
10	Macon-Bibb	752	9,988	\$619
11	Middle Georgia	1,086	13,065	\$557
12	Central Savannah River	848	11,069	\$577
13	East Central Georgia	667	9,307	\$610
14	Lower Chattahoochee	905	10,579	\$542
15	Middle Flint	364	3,360	\$512
16	Heart of Georgia-Altamaha	1,104	11,474	\$534
17	Southwest Georgia	1,435	15,188	\$548
18	Southern Georgia	1,655	17,945	\$570
19	Coastal Georgia	2,647	34,380	\$608

Counties with largest values

121	Fulton	3,719	56,324	\$805
285	Troup	284	3,672	\$818

Note: *** Confidential - Industry group does not meet criteria for disclosure