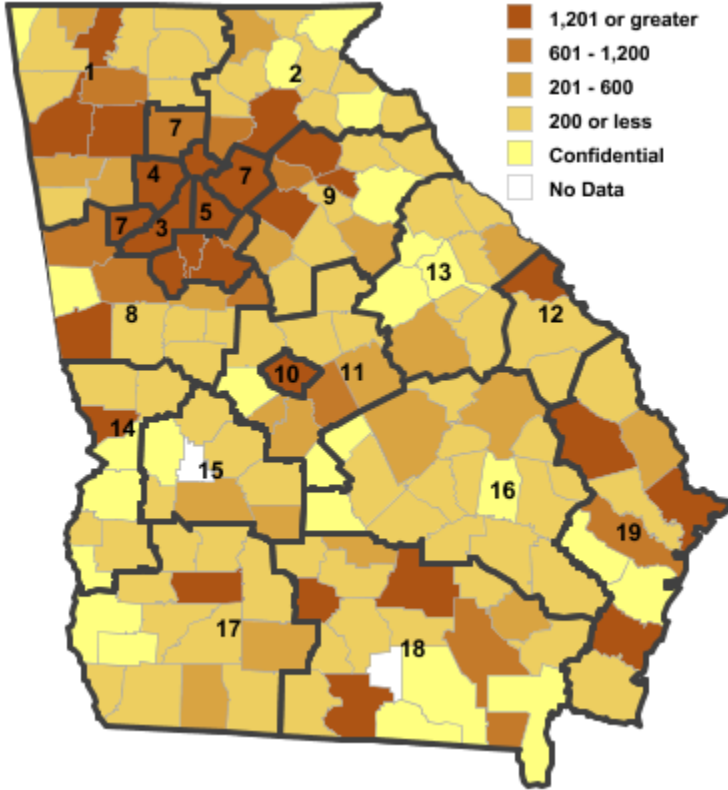
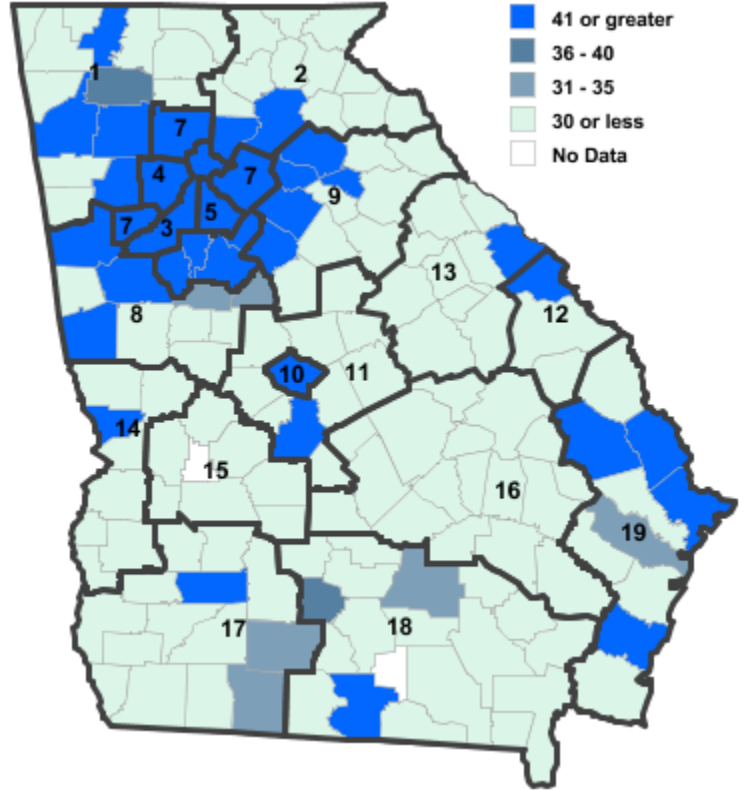


Annual Industry Averages from QCEW 2020 NAICS 48-49 : Transportation and Warehousing

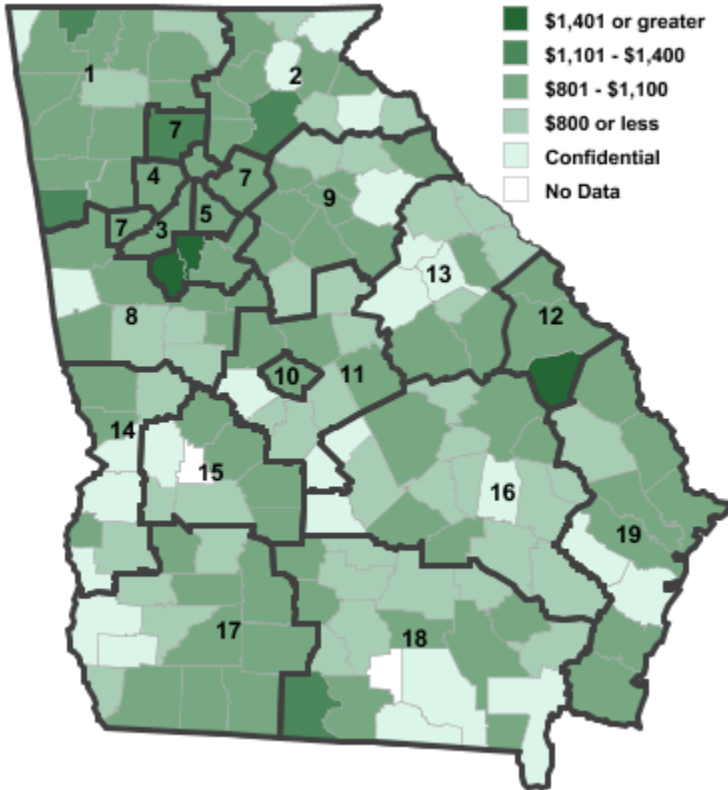
Employment



Establishments



Weekly Wages



Area

Establish- Employ- Weekly ments ment Wages

Local Workforce Development Areas

1	Northwest Georgia	478	9,410	\$956
2	Georgia Mountains	394	5,757	\$1,031
3	City of Atlanta	994	43,963	\$922
4	Cobb County	499	14,143	\$905
5	DeKalb County	451	12,598	\$1,012
6	Fulton County	994	43,963	\$922
7	Atlanta Regional	1,891	61,376	\$1,499
8	West Central Georgia	331	6,567	\$934
9	Northeast Georgia	381	9,747	\$701
10	Macon-Bibb	116	2,472	\$904
11	Middle Georgia	161	2,791	\$746
12	Central Savannah River	129	2,619	\$956
13	East Central Georgia	136	1,239	\$921
14	Lower Chattahoochee	121	1,791	\$884
15	Middle Flint	70	1,102	\$840
16	Heart of Georgia-Altamaha	187	1,873	\$861
17	Southwest Georgia	248	3,462	\$913
18	Southern Georgia	307	7,695	\$839
19	Coastal Georgia	767	18,695	\$902

Counties with largest values

121	Fulton	994	43,963	\$922
191	McIntosh	5	22	\$1,888

Note: *** Confidential - Industry group does not meet criteria for disclosure