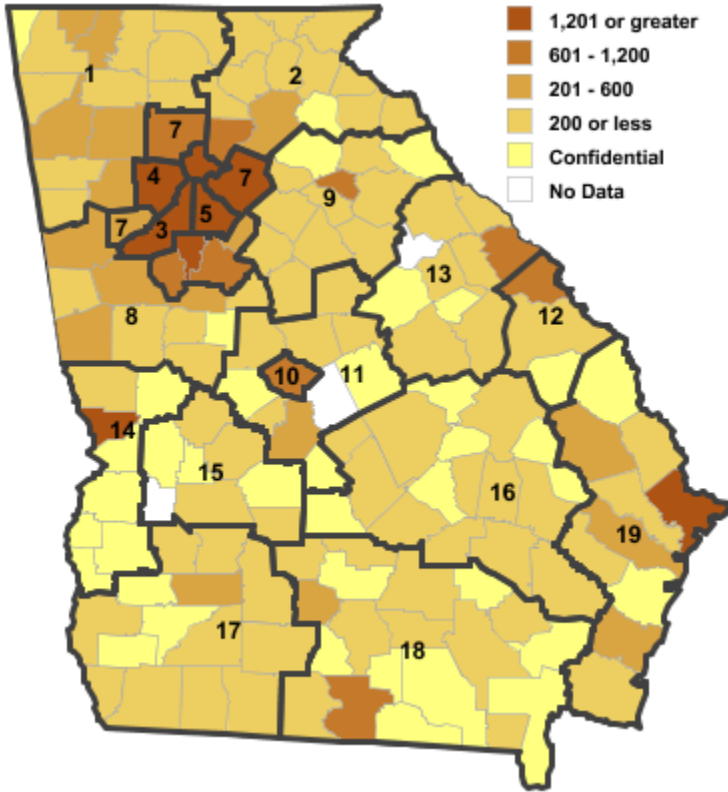


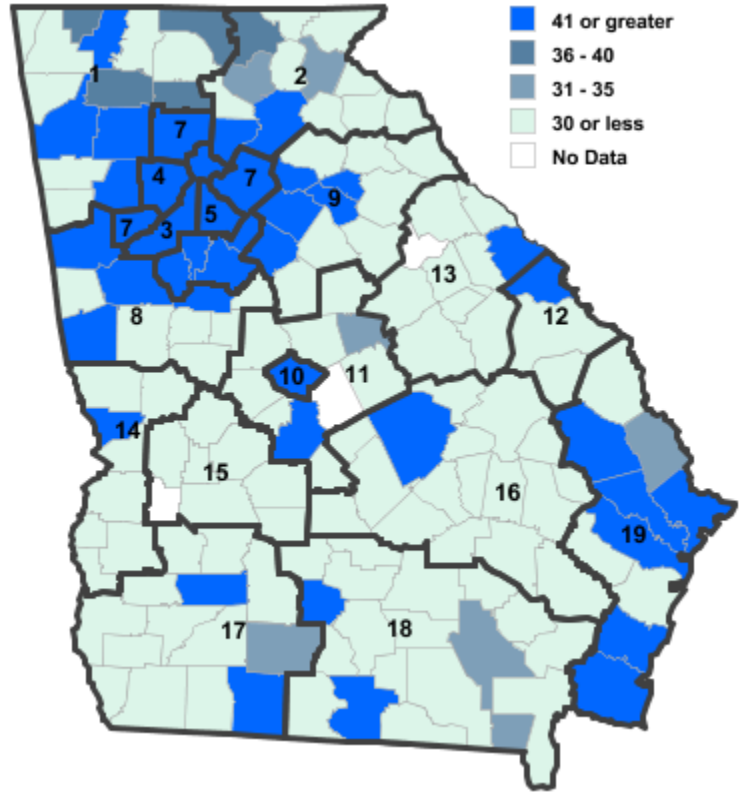
# Annual Industry Averages from QCEW 2020

## NAICS 53 : Real Estate and Rental and Leasing

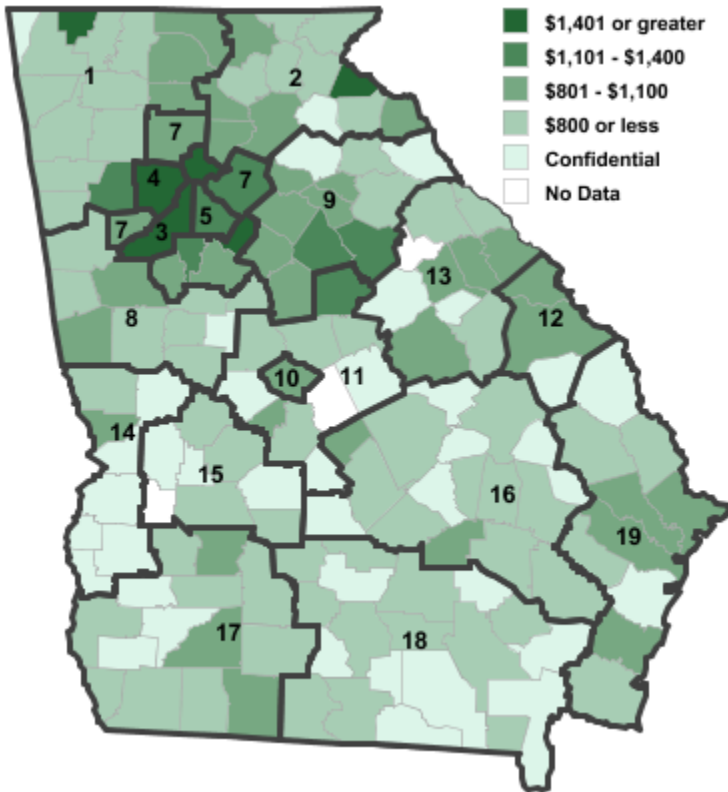
Employment



Establishments



Weekly Wages



Area

Establish- Employ- Weekly  
ments ment Wages

### Local Workforce Development Areas

Area	Establishments	Employment	Weekly Wages
1 Northwest Georgia	581	2,102	\$930
2 Georgia Mountains	717	1,986	\$907
3 City of Atlanta	3,202	23,548	\$1,637
4 Cobb County	1,220	6,574	\$1,430
5 DeKalb County	993	4,684	\$1,153
6 Fulton County	3,202	23,548	\$1,637
7 Atlanta Regional	2,232	11,298	\$1,141
8 West Central Georgia	429	1,225	\$826
9 Northeast Georgia	615	3,554	\$768
10 Macon-Bibb	180	996	\$812
11 Middle Georgia	209	591	\$782
12 Central Savannah River	212	1,182	\$920
13 East Central Georgia	162	750	\$804
14 Lower Chattahoochee	307	1,663	\$807
15 Middle Flint	75	256	\$587
16 Heart of Georgia-Altamaha	126	335	\$639
17 Southwest Georgia	301	1,159	\$772
18 Southern Georgia	314	1,419	\$756
19 Coastal Georgia	847	3,939	\$862

### Counties with largest values

11 Banks	4	2	\$2,483
121 Fulton	3,202	23,541	\$1,637

Note: \*\*\* Confidential - Industry group does not meet criteria for disclosure