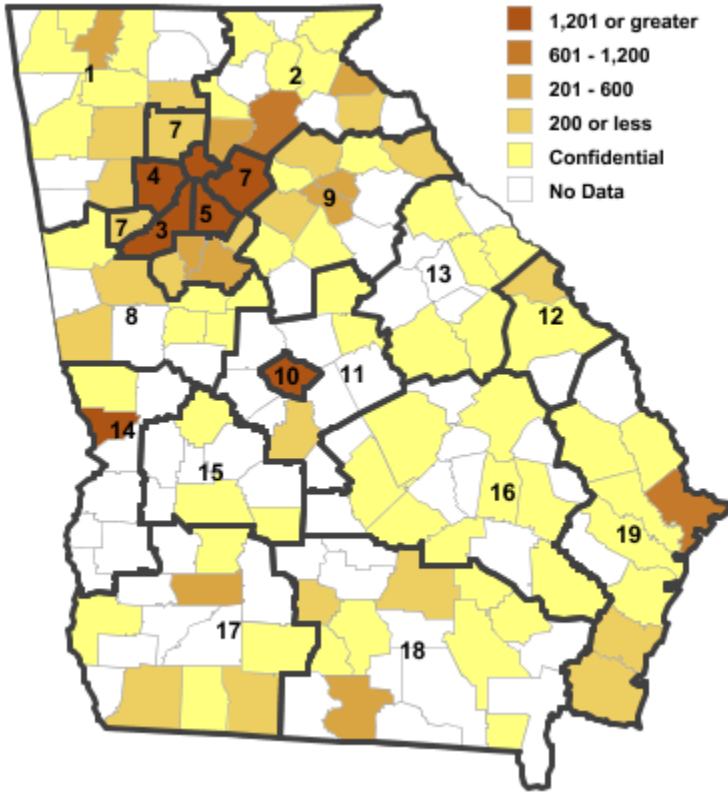


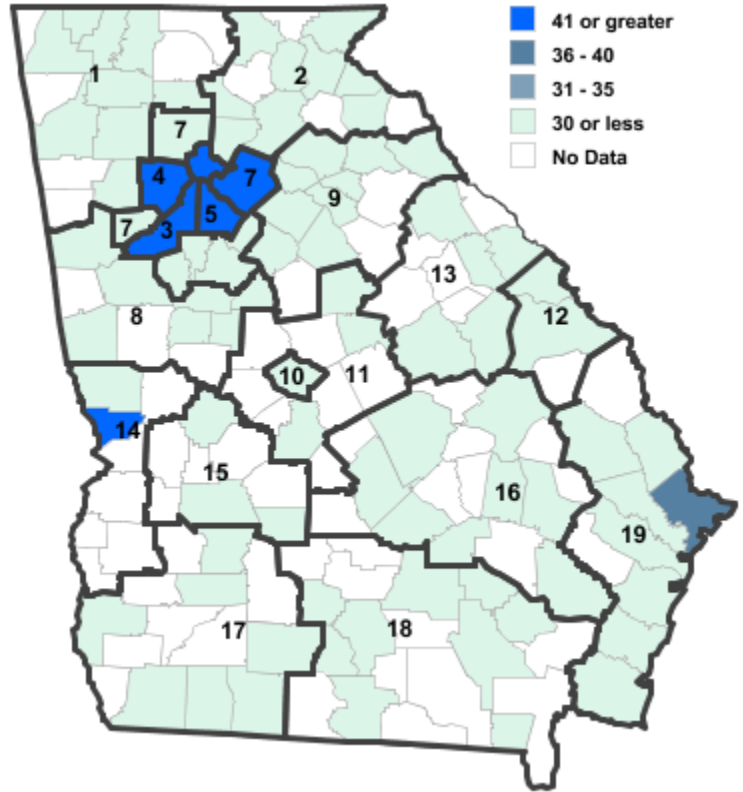
Annual Industry Averages from QCEW 2020

NAICS 55 : Management of Companies and Enterprises

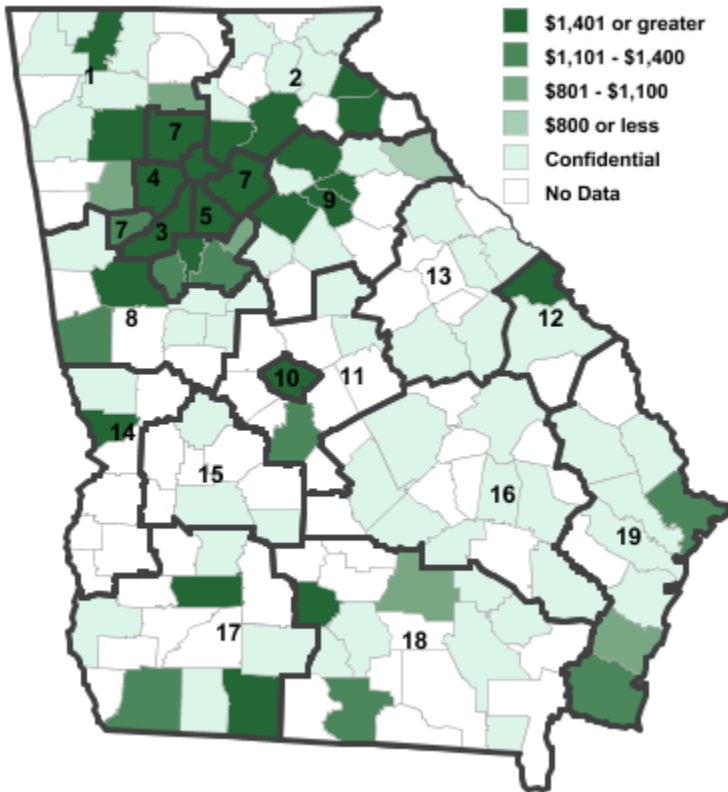
Employment



Establishments



Weekly Wages



Area

Establish- Employ- Weekly
ments ment Wages

Local Workforce Development Areas

1	Northwest Georgia	44	776	\$1,991
2	Georgia Mountains	59	2,156	\$1,819
3	City of Atlanta	429	41,290	\$3,207
4	Cobb County	143	14,368	\$2,302
5	DeKalb County	98	7,127	\$2,342
6	Fulton County	429	41,290	\$3,207
7	Atlanta Regional	228	10,483	\$2,260
8	West Central Georgia	24	1,065	\$2,021
9	Northeast Georgia	48	1,744	\$1,699
10	Macon-Bibb	26	1,323	\$1,985
11	Middle Georgia	14	87	\$1,340
12	Central Savannah River	17	142	\$1,550
13	East Central Georgia	17	880	\$1,167
14	Lower Chattahoochee	49	1,757	\$2,371
15	Middle Flint	9	151	\$1,406
16	Heart of Georgia-Altamaha	18	655	\$1,093
17	Southwest Georgia	26	526	\$1,411
18	Southern Georgia	32	519	\$1,239
19	Coastal Georgia	70	1,128	\$1,257

Counties with largest values

85	Dawson	1	1	\$5,043
121	Fulton	429	41,290	\$3,207

Note: *** Confidential - Industry group does not meet criteria for disclosure