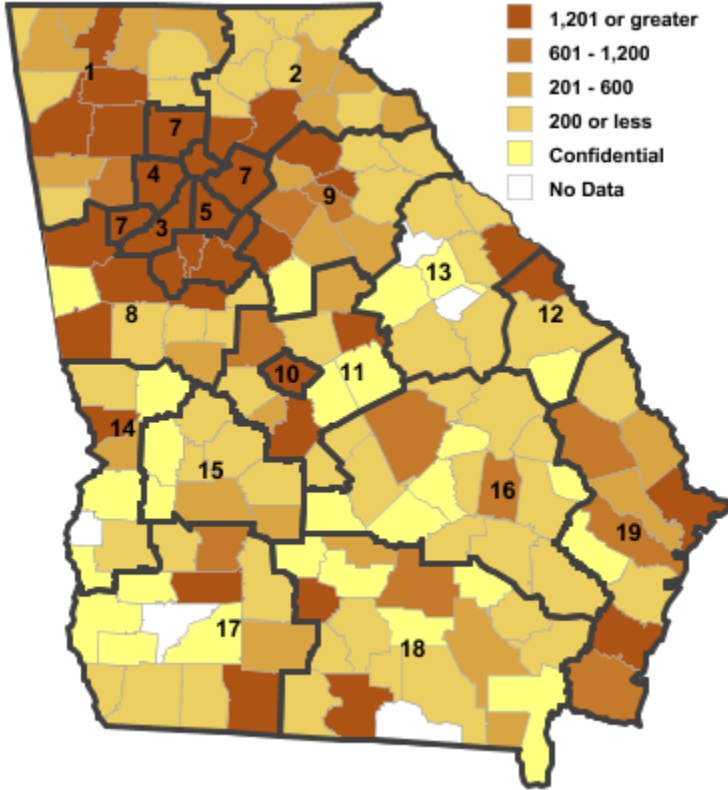


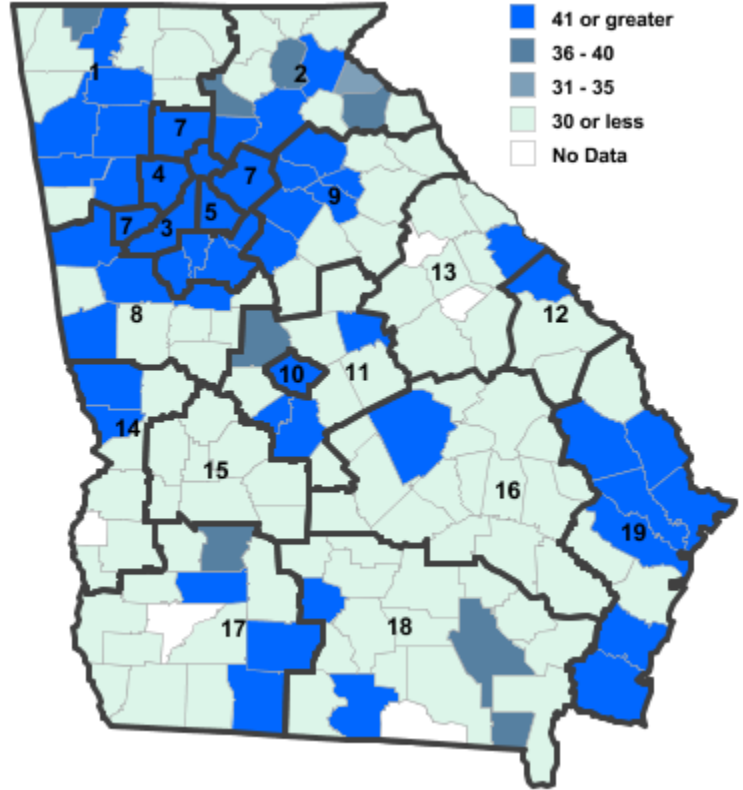
# Annual Industry Averages from QCEW 2020

## NAICS 56 : Administrative and Support and Waste Management

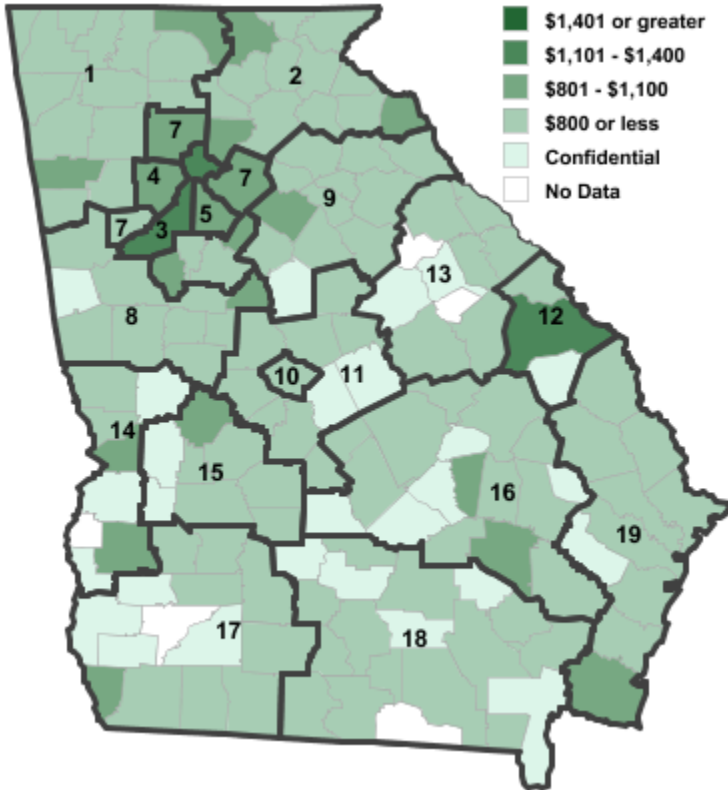
Employment



Establishments



Weekly Wages



Area

Establish- Employ- Weekly  
ments ment Wages

**Local Workforce Development Areas**

Area	Establishments	Employment	Weekly Wages
1 Northwest Georgia	897	11,274	\$605
2 Georgia Mountains	1,086	13,911	\$677
3 City of Atlanta	3,167	71,412	\$1,188
4 Cobb County	1,807	33,913	\$816
5 DeKalb County	1,088	20,010	\$946
6 Fulton County	3,167	71,412	\$1,188
7 Atlanta Regional	3,448	52,798	\$747
8 West Central Georgia	554	12,501	\$633
9 Northeast Georgia	835	10,675	\$608
10 Macon-Bibb	249	4,860	\$636
11 Middle Georgia	367	6,020	\$619
12 Central Savannah River	305	8,034	\$593
13 East Central Georgia	273	3,127	\$566
14 Lower Chattahoochee	388	6,610	\$579
15 Middle Flint	73	956	\$528
16 Heart of Georgia-Altamaha	196	3,460	\$605
17 Southwest Georgia	409	8,219	\$596
18 Southern Georgia	398	6,465	\$605
19 Coastal Georgia	1,084	19,175	\$646

**Counties with largest values**

121 Fulton	3,167	71,348	\$1,188
289 Twiggs	2	14	\$2,149

Note: \*\*\* Confidential - Industry group does not meet criteria for disclosure