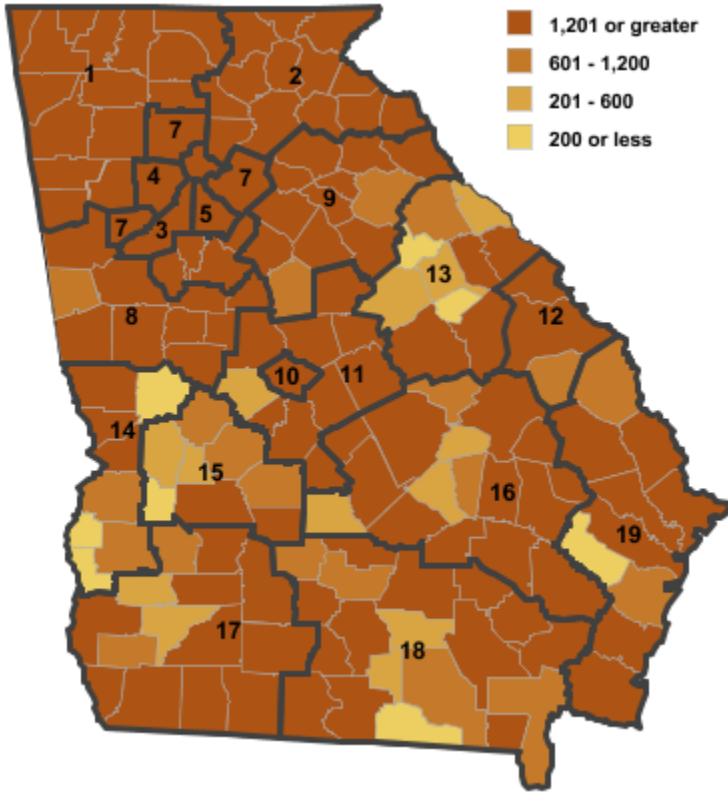
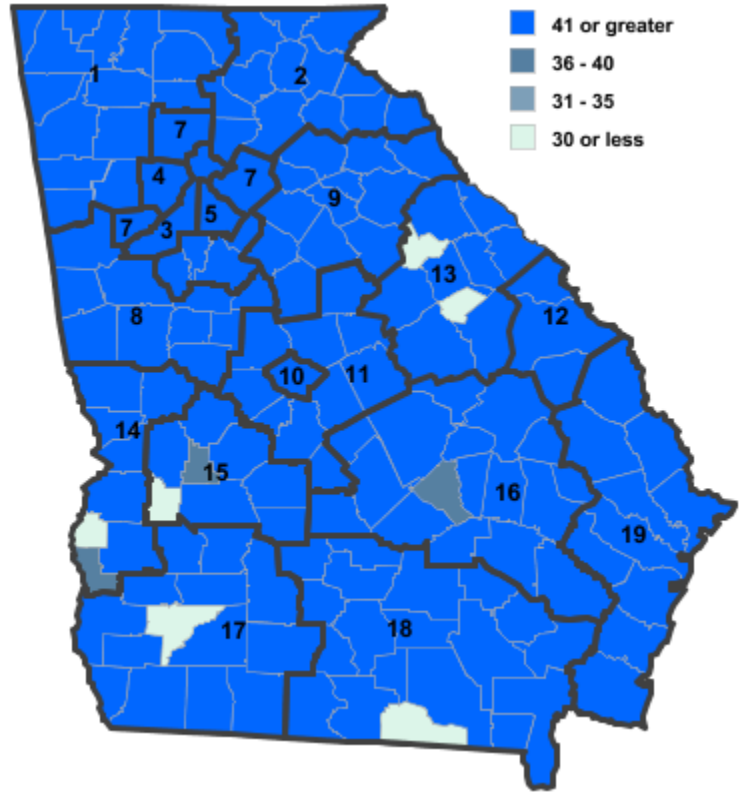


Annual Industry Averages from QCEW 2020 NAICS Super Sector - Service-Providing Domain

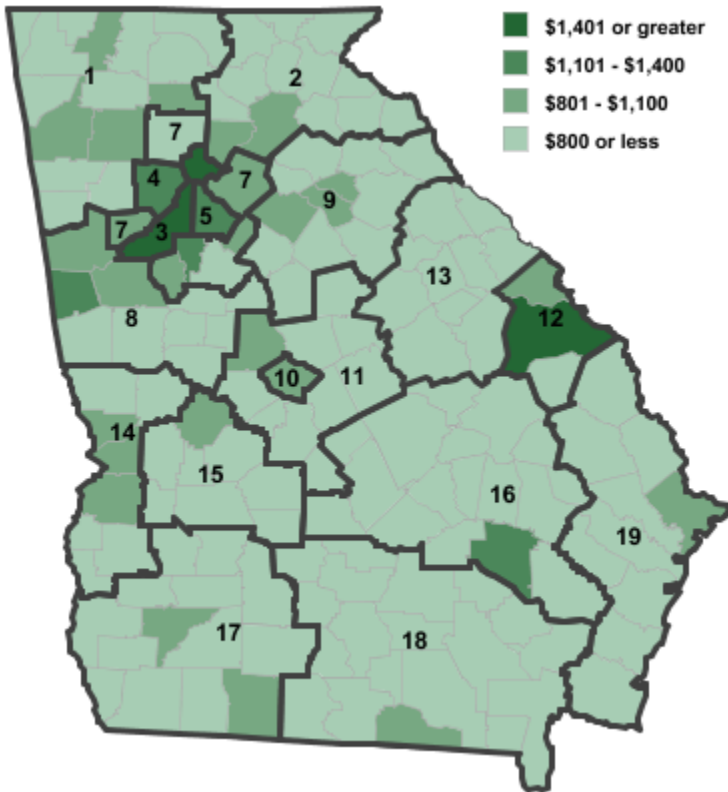
Employment



Establishments



Weekly Wages



Area

Establish- Employ- Weekly
ments ment Wages

Local Workforce Development Areas

1	Northwest Georgia	12,276	148,186	\$770
2	Georgia Mountains	13,650	151,278	\$905
3	City of Atlanta	42,500	696,027	\$1,677
4	Cobb County	20,062	272,916	\$1,245
5	DeKalb County	16,472	220,085	\$1,225
6	Fulton County	42,500	696,027	\$1,677
7	Atlanta Regional	41,795	518,706	\$1,016
8	West Central Georgia	7,728	100,582	\$781
9	Northeast Georgia	10,094	126,855	\$787
10	Macon-Bibb	3,860	61,611	\$884
11	Middle Georgia	4,852	57,013	\$698
12	Central Savannah River	4,359	71,041	\$904
13	East Central Georgia	3,432	35,590	\$693
14	Lower Chattahoochee	4,736	68,919	\$880
15	Middle Flint	1,396	14,728	\$671
16	Heart of Georgia-Altamaha	4,055	44,932	\$697
17	Southwest Georgia	6,199	72,234	\$766
18	Southern Georgia	6,700	79,860	\$675
19	Coastal Georgia	14,260	182,748	\$786

Counties with largest values

121	Fulton	42,499	695,933	\$1,677
-----	--------	---------------	----------------	----------------

Note: *** Confidential - Industry group does not meet criteria for disclosure