

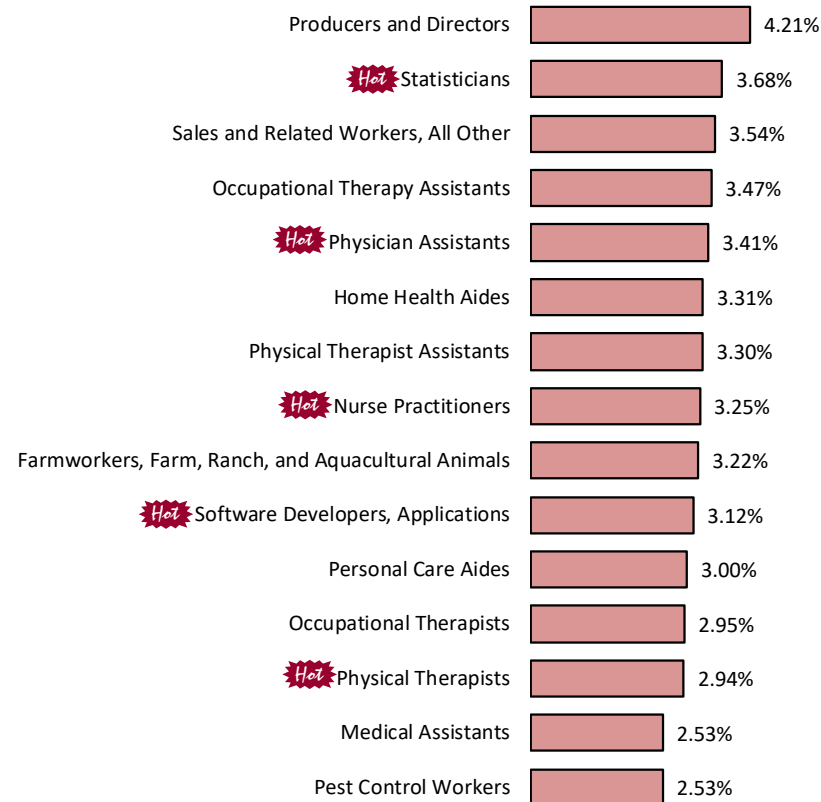
Fastest Growing Occupations

These fast-growing occupations have good employment prospects. Though fast growth does not always mean many new jobs, conditions are favorable for advancement and mobility in these occupations.

Eight of the 15 occupations are found mainly in health services.

All but one of the listed occupations require a minimum of a high school diploma or equivalent.

Five of the occupations have been designated as **Hot** on a statewide basis over the projections decade.

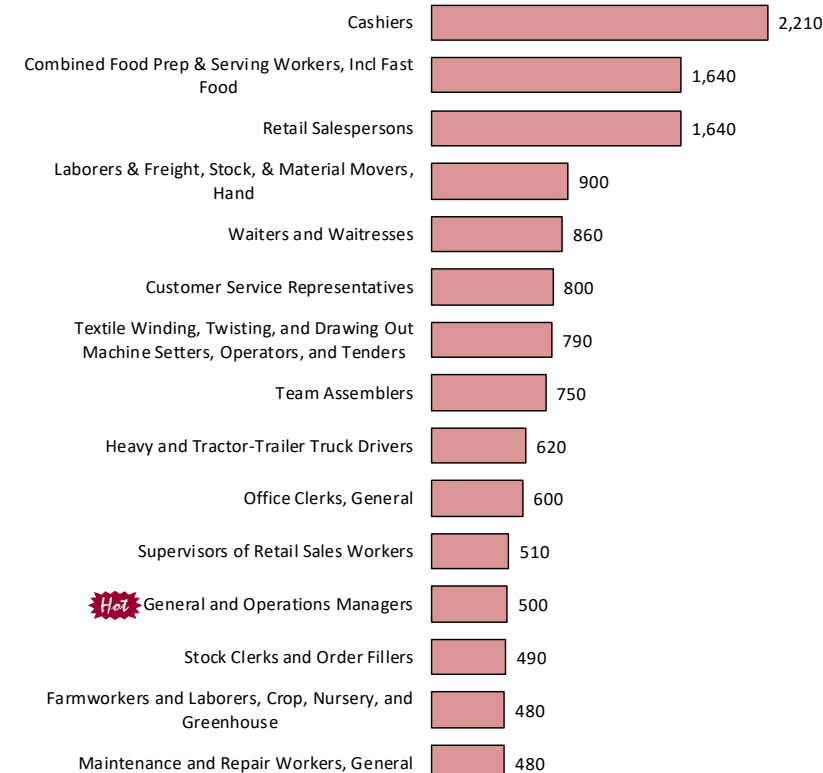


Occupations with the Most Annual Openings

Of all the job openings (13,720) on this list, most will result from the need to replace workers who exit the labor force or change jobs (12,450 or 94 percent) rather than from the creation of new jobs (820 or 6 percent).

Only one of the listed occupations generally requires a bachelor's degree.

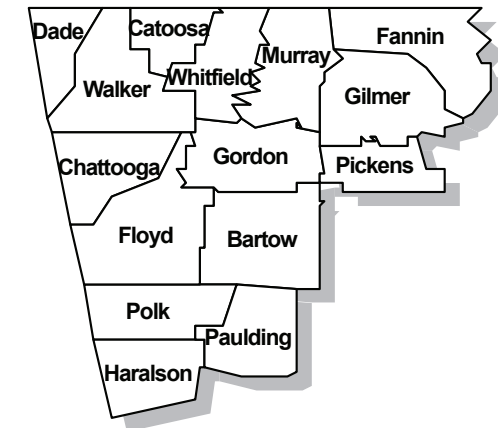
One occupation has been designated as **Hot** on a statewide basis over the projections decade.



Georgia Area Workforce Trends

Projections to 2026

LWDA #1 – Northwest Georgia



This Local Workforce Development Area (LWDA) is made up of 15 counties in northwest Georgia in and around the cities of Dalton and Rome. It includes the following counties: Bartow, Catoosa, Chattooga, Dade, Fannin, Floyd, Gilmer, Gordon, Haralson, Murray, Paulding, Pickens, Polk, Walker and Whitfield.



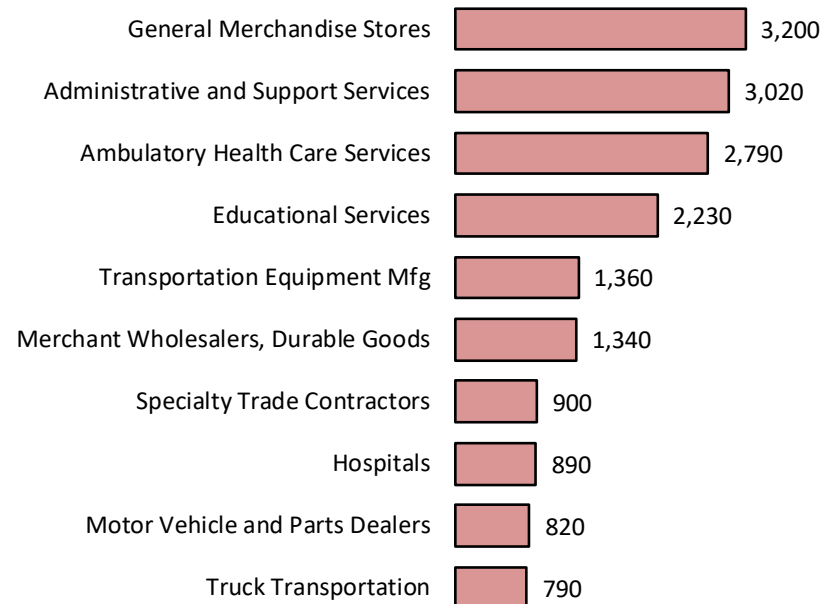
Workforce Statistics & Economic Research

Total Industry Growth

Employment in Northwest Georgia LWDA #1 is expected to grow from over 286,000 total jobs in 2016 to over 311,000 by the year 2026. This equates to an average of about 2,500 new jobs added each year. This area of Georgia is home to the largest concentration of tufted carpet producers in the United States.

Fueled by relatively low interest rates and an improved outlook for jobs, the demand for housing continues to gain traction around the nation. Builders are still erecting structures and the demand for the products manufactured in this area persists. Northwest Georgia is well positioned to take advantage of the good economy. In addition to the textile industry, other key industries include educational services, food services and drinking places, local government, health services, administrative and support services, general merchandise stores, and specialty trade contractors.

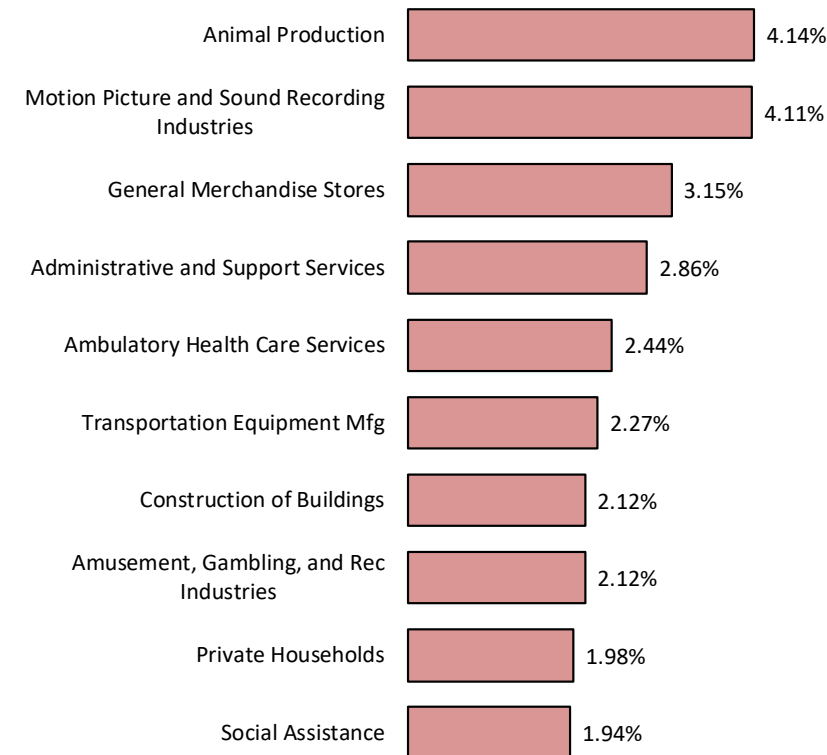
The top ten industries in this area with the most job growth are listed below.



Industry Rate of Growth

By 2026, the annual rate of job growth in the Northwest Georgia LWDA will be slower than that of the state. Georgia will add jobs at a rate of 1.1 percent while LWDA #1 is expected to expand by 0.8 percent per year, above the national average (0.7 percent).

The ten fastest growing industries in this area are listed below.



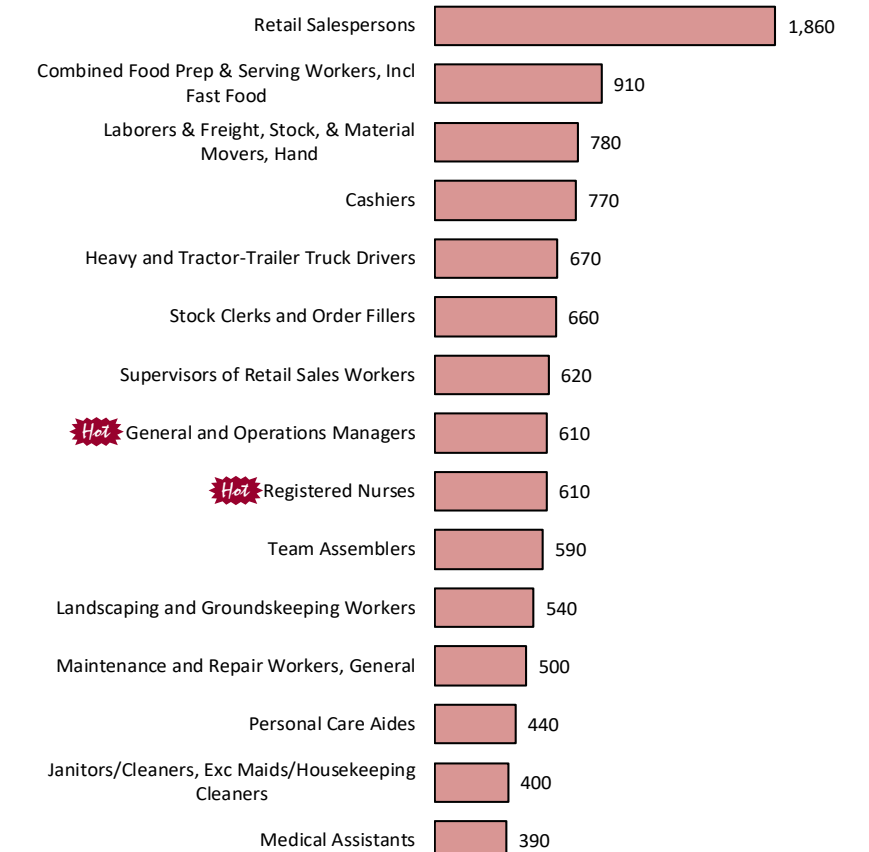
This workforce product was funded by a grant awarded by the U.S. Department of Labor's Employment and Training Administration. The product was created by the Georgia Department of Labor and does not necessarily reflect the official position of the U.S. Department of Labor.

Occupations with the Most Growth

These 15 occupations – out of more than 800 – are projected to add more than 10,000 jobs over the next 10 years, which is 41 percent of all projected job growth in Northwest Georgia.

Four of these occupations require training beyond a high school diploma or equivalent.

Two of these occupations have been designated as **Hot** during the projections period, as they are fast-growing, high-paying, and have at least 400 expected annual job openings on a statewide basis.



For copies of *Georgia Area Workforce Trends 2026* or other publications, call 404/232-3875 or contact your local Georgia Department of Labor office.