

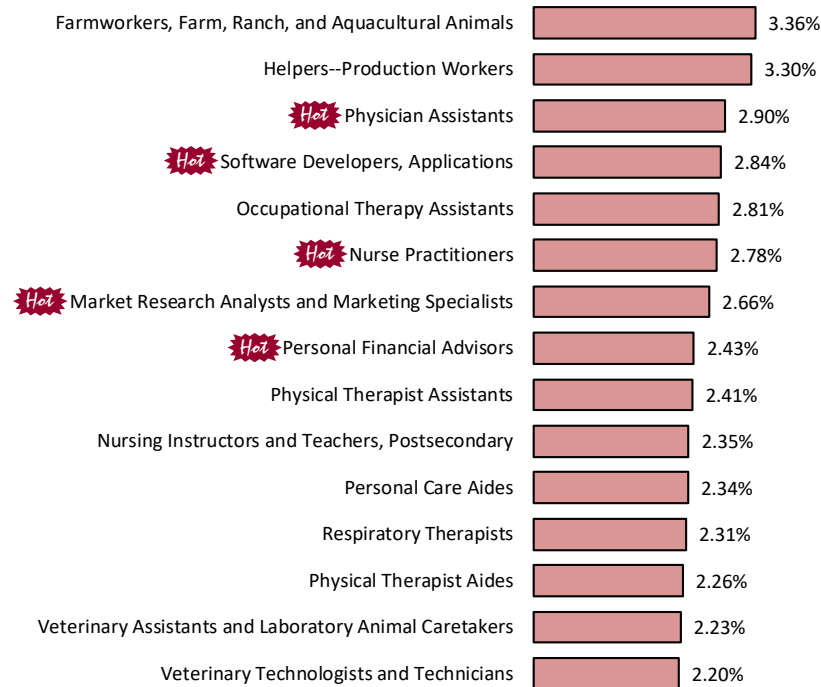
## Fastest Growing Occupations

These fast-growing occupations have good employment prospects. Though fast growth does not always mean many new jobs, conditions are favorable for advancement and mobility in these occupations.

Eight of the fastest growing occupations are found in the health-care industry.

Five jobs have been designated **Hot** on a statewide basis for the projections period through 2026.

Ten of the 15 occupations on the list typically require education beyond a high school diploma.

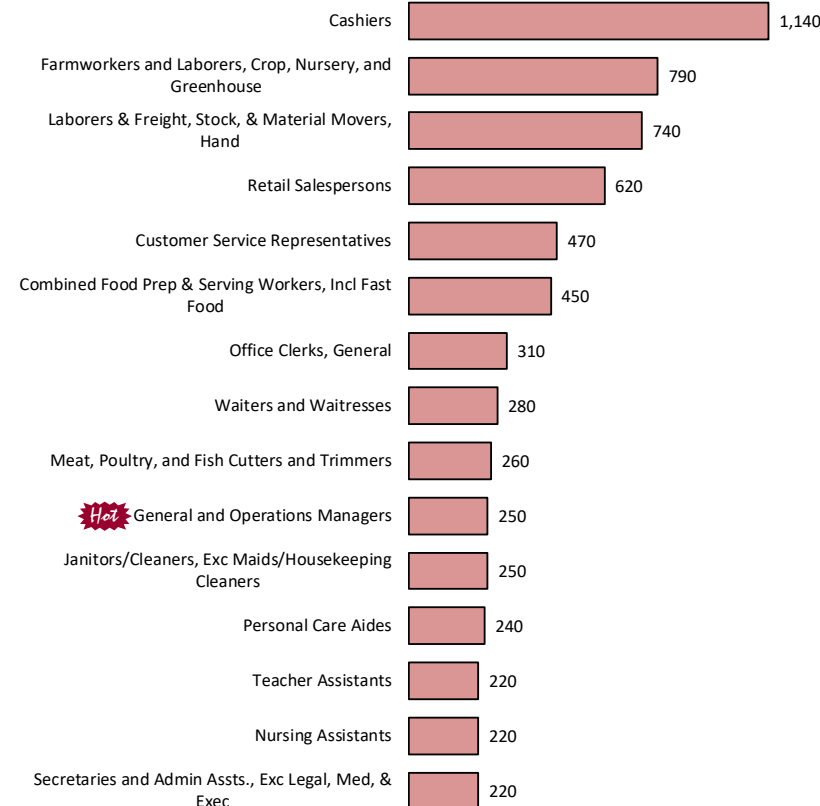


## Occupations with the Most Annual Openings

Of all the job openings (6,460) on this list, most will result from the need to replace workers who exit the labor force or change jobs (6,120 or 95 percent) rather than from the creation of new jobs (340 or 5 percent).

Five of the 15 jobs listed are in sales or office administration.

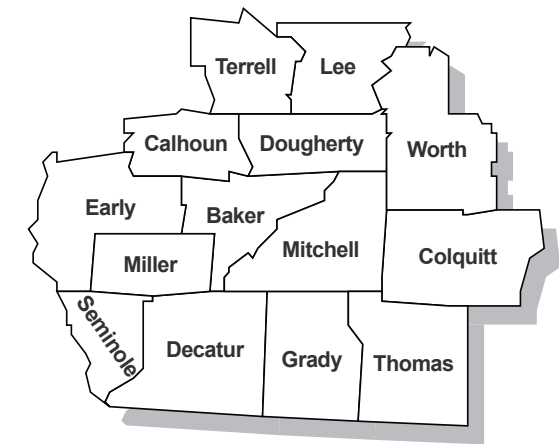
On a statewide basis, one occupation has earned the **Hot** label for this period.



# Georgia Area Workforce Trends

## Projections to 2026

### LWDA #17 – Southwest Georgia



This Local Workforce Development Area (LWDA) includes the 14 counties of southwest Georgia in and around the city of Albany. It includes the following counties: Baker, Calhoun, Colquitt, Decatur, Dougherty, Early, Grady, Lee, Miller, Mitchell, Seminole, Terrell, Thomas and Worth.

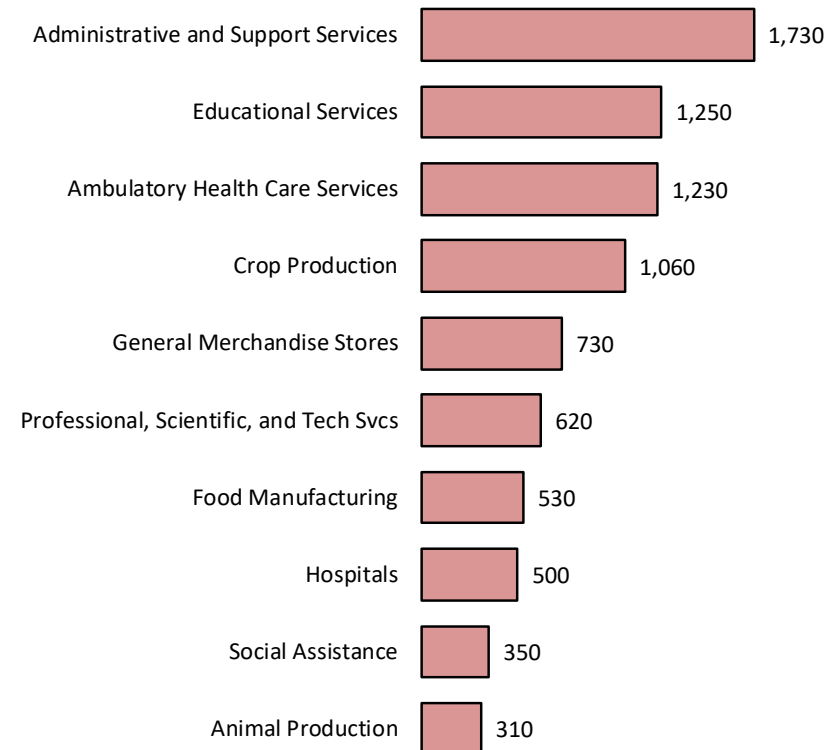


Workforce Statistics & Economic Research

## Total Industry Growth

Total employment in Southwest Georgia LWDA #17 is expected to increase from nearly 143,000 in 2016 to over 154,000 by 2026, which equates to an average of over 1,100 new jobs added each year. This area of Georgia is a chief producer of agricultural products in the state and is the largest producer of both peanuts and pecans in the United States. In addition to having substantial employment in education and healthcare, key industries in this area include administrative services, agriculture, local government, and food manufacturing.

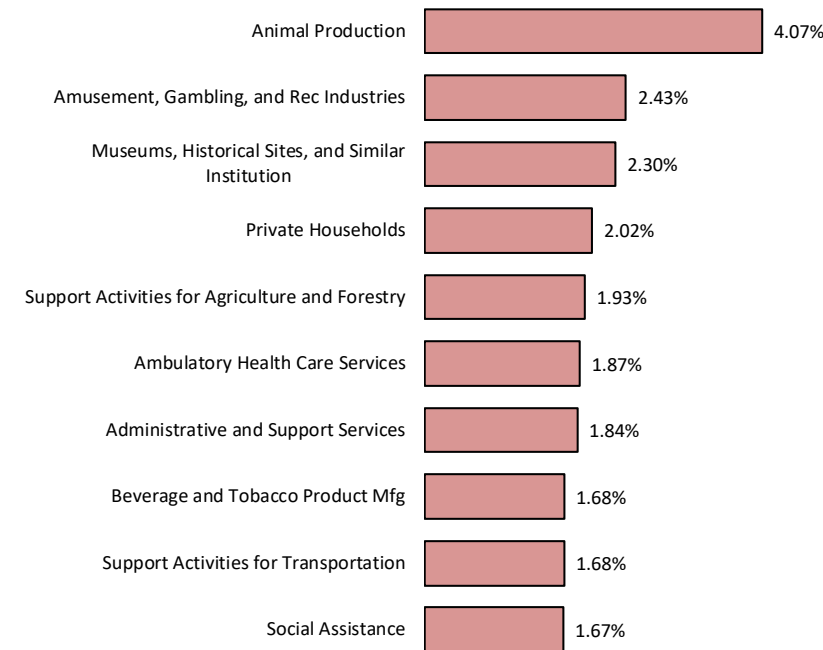
The top ten industries in this area with the most job growth are listed below.



## Industry Rate of Growth

Employment in LWDA #17 - Southwest Georgia is projected to grow 0.8 percent per year through the 2026 projection cycle and is one of three areas in Georgia where employment is projected to grow by 0.8 percent. The annual average job growth in the area will trail the state (1.1 percent) and surpass the nation (0.7 percent) over the period.

The ten fastest growing industries in this area are listed below.



This workforce product was funded by a grant awarded by the U.S. Department of Labor's Employment and Training Administration. The product was created by the Georgia Department of Labor and does not necessarily reflect the official position of the U.S. Department of Labor.

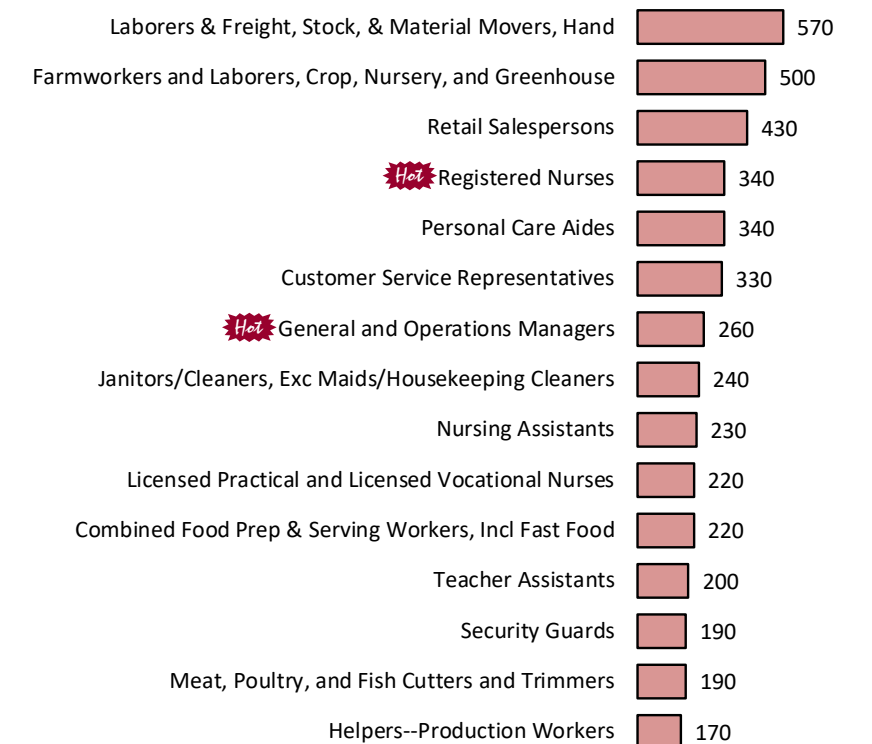
## Occupations with the Most Growth

These 15 occupations – out of more than 800 - are projected to add over 4,400 jobs over the next 10 years, which amounts to 40 percent of all the projected job growth in the area.

Five occupations typically require education or college course work beyond high school.

Three jobs are in healthcare and two are production occupations.

Two occupations have made the list of Georgia's **Hot** Careers to 2026 as a result of their fast job growth, high wages, and plentiful job openings over this period.



For copies of *Georgia Area Workforce Trends 2026* or other publications, call 404/232-3875 or contact your local Georgia Department of Labor office.